

# ECONOMIC SNAPSHOT

## When do visitors come to Wisconsin?

Across Wisconsin, summer is the peak season for visitors. Dane and Milwaukee counties, however, don't experience the extreme seasonal variations of the state's tourism-dependent counties.

■ Summer ■ Fall ■ Winter ■ Spring


Dane County




Door County




Milwaukee County



Sauk County



Wisconsin



Totals may not equal 100% because of rounding.

SOURCES: Wisconsin Department of Tourism, "The Economic Impact of Expenditures by Travelers on Wisconsin, Calendar Year 2004 County by County Report." To see the full report, go to <http://agency.travelwisconsin.com/Research/research.shtm>.

QUESTIONS: Contact Professor Bill Pinkovitz, Center for Community and Economic Development, University of Wisconsin Extension at [bill.pinkovitz@uwex.edu](mailto:bill.pinkovitz@uwex.edu).

Part 2 of this month's series on Wisconsin tourism

Next week: Where do visitors stay overnight?

Economic Snapshot is a weekly feature provided by the Center for Community and Economic Development, University of Wisconsin-Extension.

**UW**  
**Extension**