


# **Kewaunee County 4-H Re-enrollment Guide**



18 U.S.C. 707

# 4-H Re-enrollment Guide

*This is your guide . . .* A 4-H project is an area that you want to learn more about during the year. You'll learn more than "subject matter" as you complete your projects. You'll learn many life skills that you'll use every day, such as, understanding yourself, communicating better, solving problems, making decisions, and working with others. Good luck in your project selections. Have a great 4-H year!

## **This year's guide is separated into 3 parts:**

1. How to re-enroll in 4-H online (for existing 4-H members and leaders) and frequently asked questions
3. 4-H projects areas in which members and leaders can enroll
4. Information about 4-H (including how to contact the UW-Extension Office)

## **If you have any questions about enrolling in Kewaunee County 4-H please contact:**

- Your club organizational/general leader or enrollment coordinator
- Louise Wolfe, the 4-H support staff, Phone: (920)388-7135; E-mail: wolfel@kewauneeco.org
- Jill Jorgensen, Kewaunee County 4-H Youth Development Educator, Phone: (920)388-7185; E-mail: jill.jorgensen@ces.uwex.edu

## **A few things to remember:**

- All enrollments will be completed through 4-H online: <https://wi.4honline.com>
- Once you have submitted your online enrollment, make sure to pay your dues! They are \$5.00 per member. Contact your club general leader to find out how to pay your dues.
  - Please note, if your family is facing hardship circumstances, that financial help is available for your dues. Please give the UW-Extension office a call at (920)388-7185.
- Children in 5-year old kindergarten through second grade can only enroll in the Cloverbud project. From grades 3-13, members can enroll in any age appropriate project.
- Parents, please help your child make wise decisions about the number of projects they can handle for the year. One of the main life skills taught through 4-H is being able to make wise choices and decisions. Choosing projects is one place where you, primarily, and the child's leaders will be helpful in guiding the member.
- Enrollment Deadlines:
  - Re-enrollments (member previously involved in 4-H) will be accepted, through the online system, until October 31st. In order to exhibit at the County Fair your re-enrollment needs to be completed by October 31st. A member can re-enroll after this date and participate in the 4-H program but will not be able to show at the Kewaunee County Fair.
  - New members (not involved in 4-H before) have until February 1<sup>st</sup> to enroll in 4-H through the online system. You may enroll anytime in 4-H but if you would like to show at the Kewaunee County Fair, you need to be enrolled by February 1<sup>st</sup>.
- Projects need to be added to your enrollment by February 1<sup>st</sup> for all re-enrolling and new members
- Member in good standing requirements: In addition to being enrolled on-time, you also need to attend at least 4 club meetings to be a member in good standing and show as a 4-H member at the Kewaunee County Fair. Also, it is expected that all members will abide by 4-H guidelines, policies, and the behavioral expectations statement.
- All leaders need to enroll in the appropriate leader project category. New adult volunteers are not considered 4-H leaders until they have completed the Youth Protection process and New Volunteer Orientation.
- Don't forget to check out the WI 4-H website at: <https://4h.uwex.edu>. You'll find descriptions for statewide projects, resources and links of interest, county fair exhibit suggestions, and other suggested 4-H resources.

# Re-Enrollment in 4-H Online: Members

## GETTING STARTED FOR MEMBERS

1. All directions for re-enrollment are located in the Kewaunee County 4-H enrollment guide. We suggest that you read through the directions and then work with each 4-H member to decide what projects to take for the year.
2. All Projects are listed at the back half of the enrollment guide. Once you have decided what projects to enroll in for the year, then log into 4-H online to get started with the re-enrollment process. Please take note that there is literature that corresponds to each level/years in the project. If you are planning on getting literature, when you enroll in the project please select the one piece for each project for where you are at with a project. You will only receive one piece of literature per project area.

**Note:** If you forgot what projects you enrolled in last year, no problem, they are available in your 4-H online account.

## RE-ENROLLING MEMBERS IN 4-H ONLINE

1. To get started with the re-enrollment process, log into 4HOnline with your family email and password. The “I have a profile” button and “family” under the role drop down menu should already be set for you. **The website for WI 4-H online is: <https://wi.4honline.com>.**
2. On the family home screen, click on the orange button labeled **Continue to Family**.
3. On your Member/Volunteer list, find the family member you wish to re-enroll and click on Edit next to their name.
4. At the bottom of the next screen, click on the button for **Enroll for 2018-2019**.
5. You will now see the Personal Information that you entered when you first enrolled. Look over the information and make any corrections. When you are done, click on **Continue**.
  - i. **Note: It is really important** that we double check your address, phone number, and e-mail to make sure that we can send you the most up-to-date information. Also, please note, information will regularly be sent out through e-mail, so it is important to put down an address that you regularly check.
6. Next is the Additional Information screen. You need to check (click on) the boxes to accept the agreements and answer the Photo Release and Accommodations questions. Click **Continue** when done.
7. The Health Form for members. We ask that you take the time to fill out the health form now for your ease in the future. You could be asked to complete it in the future if you attend any events that require one. Click **Continue** when done.
8. On the Participation Page -> Club screen: confirm the correct club is listed. If your club has changed, make sure to change it to the correct club or you will not show up on your current club's list. Click on **Update** to save the change. Click on **Continue** when done.
9. On the Participation Page-> Projects screen: confirm all the projects you are enrolled in are listed. Add any missing projects. If you are dropping a project, click on **Edit** for that project and then click on **Delete**.
  - i. **Note:** If you are ordering literature for your project, the literature corresponds to each level/years in the project. This is listed in the project section of the enrollment guide. If you are planning on getting literature, please select the one piece for each project for where you are at with a project. You will only receive one piece of literature per project area.
10. Submit Enrollment: After making sure all your projects are listed correctly, click on the **Submit Enrollment** button.
11. Your finished! If you have more members to enroll, continue to the next person using the same directions above. If you have no one else to enroll, you are all done and your membership will be confirmed by your club leader and the Kewaunee County UW-Extension office.

# Re-Enrollment in 4-H Online:Leaders

## GETTING STARTED FOR VOLUNTEERS/LEADERS

1. If you are logged in with your family account from re-enrolling members, you can skip to step 3 below to enroll as a volunteer.
2. All directions for re-enrollment and new enrollments are located in the Kewaunee County 4-H enrollment guide. We suggest that you read through the directions before completing your enrollment.

## RE-ENROLLING VOLUNTEERS/LEADERS IN 4-H ONLINE

1. To get started with the re-enrollment process, log into 4HOnline with your family email and password. **The website for WI 4-H online is: <https://wi.4honline.com>.**
2. On the family home screen, click on the orange button labeled **Continue to Family**.
3. On your Member/Volunteer list, find the family member you wish to re-enroll and click on Edit next to their name.
4. At the bottom of the next screen, click on the button for **Enroll for 2018-2019**.
5. You will now see the Personal Information that you entered when you first enrolled. Look over the information and make any corrections. When you are done, click on **Continue**.
  - i. **Note:** It is really important that we double check your address, phone number, and e-mail to make sure that we can send you the most up-to-date information. Also, please note, information will regularly be sent out through e-mail, so it is important to put down an address that you regularly check
6. Next is the Additional Information screen when you will need to accept the agreements and answer the Photo Release and Accommodations questions. Click **Continue** when done.
7. On the Participation Page -> Club screen: confirm the correct club is listed. If you serve in a volunteer role (but not as a project leader) click on **Edit** and select the volunteer type. Click on **Update** to save the change. Click on **Continue** when done.
8. On the Participation Page -> Projects screen: confirm all the projects you are enrolled in are listed. Add any missing projects. If you are dropping a project, click on **Edit** for that project and then click on **Delete**. After making sure all your projects are listed correctly, click on **Submit Enrollment**.
9. If you are an adult volunteer and see the Volunteer Screening page, then it has been 4 years since the last time a background check has been completed. You need to check over the answers to the questions and correct as needed. This page will only appear every 4 years. Click **Continue** when done.
10. On the Participation Page -> Club screen, confirm the correct club is listed. If you serve in a volunteer role (but not as a project leader) click on Edit and select the volunteer type. If you do not serve in any of these volunteer roles, you can leave it blank and simply select your club. Click on Update to save the change. Click on Continue when done.
11. On the Participation Page-> Projects screen, confirm all the projects you are enrolled in are listed. Add any missing projects. If you are dropping a project, click on Edit for that project and then click on Delete.
  - i. **Note:** This is also where you would order any literature that you need. If you are ordering literature, make sure to select the leader guide if one is available.
12. Submit Enrollment: After making sure all your projects are listed correctly, click on the **Submit button**
13. Your finished! If you have more members to enroll, continue to the next person using the same directions above. If you have no one else to enroll, you are all done and your membership will be confirmed by your club leader and the Kewaunee County UW-Extension office.

## FREQUENTLY ASKED QUESTIONS (FAQ):

### BASIC INFORMATION

- **Who should I call if I have questions?** If you have any questions, please, do not hesitate to contact your club leader, Louise Wolfe, Kewaunee County 4-H Youth Development Support Staff, at (920)388-7135 or Jill Jorgensen, Kewaunee County 4-H Youth Development Educator, at (920)388-7185.
- **What is the web address for WI 4-H Online:** <https://wi.4honline.com>
- **Can I use my smart phone or tablet?** Yes, you can. The screens may be difficult to read because of size but you can use your smart phone or tablet to re-enroll.
- **What if I don't have access to a computer or the internet:** That isn't a problem. We will work with you to make sure that you can enroll in 4-H. Many people that did not have this access last year were given information in paper form. If you need help enrolling in 4-H because you do not have access to a computer and/or the internet, please contact your club leader or the UW-Extension office at (920)388-7135.

### LOG-IN AND PASSWORD

- **I forgot my user name:** Your user name will be the e-mail address that you used when you signed up last year. If you forgot what you used, call the UW-Extension office at (920)388-7135 and we can help you find that information.
- **I forgot my password:** If you forgot your password, you will need to have a new one sent to you, on the initial log-in page for 4-H online, you have three options. If you need a reset your password, you will need to click on the grey button in front of "I forgot my password". This will direct you to enter your e-mail address and then click on the "send my password" button on the bottom. The password will be sent to your e-mail address. This may take a few minutes. Once you have your new password, you should be able to go back to the 4-H online log-in page, enter your user name and new password. Please note that the password they send is case sensitive. Once you have logged in, make sure to change your password that is something easy for you to remember for next time.

Enrollment for the 2014-2015 year begins on or after September 3, 2014.



The screenshot shows a web form with three radio button options: "I have a profile", "I need to setup a profile", and "I forgot my password". The "I forgot my password" option is selected, indicated by a blue arrow pointing to it. Below the options are two input fields: "Email:" and "Role:" (with a dropdown menu showing "Family"). At the bottom is a button labeled "Send My Password".

### HEALTH FORM

- **Why is it asking me to fill out a health form?** This health form along with a health update form will be used as required for any trips, fieldtrips, camps, etc. that your child may be part of throughout 4-H. We ask that you complete this portion of the enrollment and keep it up-to-date. This will be helpful if your child is taking part in any of the aforementioned activities on the club, county, or state level.

### PROJECTS

- **How many projects should I sign-up for?** How many project areas you sign-up for should be a discussion between the member and parent. The number of projects you sign-up for depends on your interests and how much time you have to spend on a project. If this is your first year in 4-H, it's a good idea to sign-up for one or two projects.
- **Do I have to sign-up for the same project as last year?** No, you don't. If you would like to explore a different project, remove the project you no longer want to be a part of from your list. If you like all of your projects last year, then feel free to keep them the same as last year or add additional projects to your list.

### LITERATURE

- **I see lots of literature choices when I sign up for a project. Which one should I select?** In the enrollment guide you will notice that there are a number of different literature choices under the project areas and there are grades listed next to them. That is a good guide for what you should order. Choose the piece of literature that is closest to your grade. The exceptions may be if you have never been in that project before, you might want to start with the first piece of literature with the basic information. Similarly, if this is your second year, you may want to move on to the next piece of literature, even if it doesn't fit your school grade.
- **How many pieces of literature can I get per project area?** It's important to note, that due to the cost of literature, each member should only select one piece of literature per project area. If you would like to see other pieces of literature for a project area, check with your club leader, project leader, or another member.

### COMMUNICATION

- **Will information about 4-H be e-mailed out to us?** Yes, we will utilize e-mail whenever possible to send out 4-H information, upcoming events and meeting reminders, cancellations, etc. We ask that you include an e-mail address that is regularly checked with your 4-H enrollment.



# 4-H Projects

## **How to Select 4-H Projects**

**4-H members . . .** First, make a list of the things you like to do or want to learn more about. Talk over your list with your parents, leaders and friends. They may recognize some special things you are good at that you don't even realize you do well. Then compare your list with the projects described in this guide. Ask yourself if you have the equipment, money and time to do the projects that sound interesting.

Many projects have more than one level. If you've had a lot of experience in an area, you may want to skip the first or beginning level of a project. Many projects also have grade recommendations.

If this is your first year in 4-H, concentrate on doing only two or three projects well. Usually you can spend more than one year in a project unit because there are enough ideas there to span two or three years.

**County Projects...**A  indicates that the project meets at the county level. Members who enroll in projects without a  will need to find alternative resources for the project. Some clubs will have individual project leaders for these project areas but there are not county wide meetings for the project. Other resources may include family members, the community, school or 4-H library, or businesses.

**4-H Leaders. . .** If there are several units within a project and you're a leader for only one, then choose that unit. For example, if you're a Shooting Sports leader for just archery, choose Archery. You'll need to make more than one entry if you're a leader for more than one project unit. For example, if you're a Shooting Sports leader for archery *and* air pistol, choose both.

**\*\*\*Please note:** not all projects will have a category to show under for the county fair. However, the skills gained from those projects (such as public speaking and creative writing) may have a variety of uses in other 4-H venues.

# **TABLE OF CONTENTS**

## **Youth Leadership, Teen Association/Ambassadors, pg. 7**

### **Younger Members (Cloverbuds), pg. 7**

### **Service Learning & Citizenship, pp.7**

- Citizenship
- Latino Cultural Arts
- Service Learning

### **Self-Determined, pg. 8**

### **Animal Sciences, pp. 8-13**

- Alpacas
- Beef
- Cage Birds
- Cats
- Cavies/Guinea Pigs
- Dairy
- Dogs
- Goats (Dairy, Meat & Pygmy)
- Horses (All)
- Horseless Horse
- Llamas
- Pets
- Poultry (includes Domestic Waterfowl)
- Rabbits
- Sheep
- Swine
- Veterinary Science

### **Communication Arts, pp. 13-14**

- Collections
- Communications
- Creative Writing
- Demonstrations
- Speaking

### **Performing Arts, pg. 14**

- Music
- Theatre Arts

### **Visual Arts, pp. 14-16**

- Arts & Crafts
- Basketry
- Block Printing
- Candle Making
- Ceramics
- Collages
- Creative Stitchery
- Drawing & Painting
- Fiber Arts
- Flower Crafts
- Fabric Painting
- Folk Arts
- Jewelry Making
- Leathercraft
- Macrame
- Metal Enameling
- Photography
- Posters
- Pottery
- Rubber Stamping
- Scrapbooking
- Stencil Painting
- Videography

### **Family, Home & Health, pp. 16-17**

- Child Development
- Health
- Home Environment
- Intergenerational Programs

### **Consumer Education, pg. 17**

- Consumer Savvy
- Entrepreneurship
- Personal Finance
- Workforce Readiness

## **Foods and Nutrition, pg. 18**

- Cake Decorating
- Candy Making
- Food Preservation
- Foods & Nutrition

## **Clothing and Textiles, pp. 18-19**

- Clothing
- Crocheting
- Knitting
- Quilting
- Wool Spinning

## **Mechanical Sciences, pp. 19-21**

- Bicycles
- Computers
- Electricity
- Legos
- Model Rocketry
- Scale Models
- Small Engines
- Tractors
- Woodworking

## **Natural Resources & Environmental Education, pp. 21-23**

- Adventures
- Backpacking & Hiking
- Bees
- Bicycling
- Birds
- Camping
- Canoeing
- Entomology (Insects/Butterfly)
- Exploring Your Environment
- Fishing
- Forestry
- Maple Syrup
- Recycling
- Water
- Weather
- Wildflowers
- Wildlife
- Winter Travel

## **Shooting Sports, pp. 23-24**

- Shooting Sports Leader
- Air Pistol
- Air Rifle
- Archery
- Hunting
- Muzzleloading
- Rifle
- Shotgun

## **Plant & Soil Sciences, pp. 24-26**

- Crops
- Flowers
- Fruits
- Home Grounds (Landscaping)
- House Plants
- Plant Crafts
- Soil Science
- Vegetables

## **STEM (Science, Technology, Engineering & Math), pg. 26-27**

- Aerospace
- Geospatial
- Robotics
- Science
- Wind Energy

## **International Programs, pg. 27**



## YOUTH LEADERSHIP

### AMBASSADORS/TEEN ASSOCIATION

### AMBASSADORS/TEEN ASSOCIATION LDR

#### YOUTH LEADERSHIP 1

What you can do in this project:

- Assess your leadership skills
- Practice effective communication skills
- Set goals and resolve conflict
- Plan a group event

Grades: 3-5

Literature: *My Leadership Workbook for Grades 3-5*

#### YOUTH LEADERSHIP 2

What you can do in this project:

- Explore how leaders are different
- Develop a multi-media presentation
- Set and achieve team goals
- Practice teamwork

Grades: 6-8

Literature: 07906, *My Leadership Journal for Grades 6-8*

#### YOUTH LEADERSHIP 3

What you can do in this project:

- Build trust in a group
- Assess your own strengths and weaknesses
- Write vision and mission statements
- Contribute to a group project

Grades: 9-13

Literature: 07907, *My Leadership Portfolio for Grades 9-13*

#### YOUTH LEADERSHIP LDR

Literatures: 07903, *Leadership Mentor Guide for Grades K-5*  
07904, *Leadership Mentor Guide for Grades 6-12*

Webpage: [4h.uwex.edu/onlinpro/leadership.cfmYouth](http://4h.uwex.edu/onlinpro/leadership.cfmYouth)



## YOUNGER MEMBERS

#### CLOVERBUDS 1

What you can do in this project:

- Learn about your 4-H club or group
- Begin developing different skills, e.g., working with others
- Explore your community
- Discover areas of project interest

Grade: Kindergarten

Literatures: 05561, *Cloverbuds – Activity Sheets*  
05562, *Cloverbuds – Program Record*  
05563, *Cloverbuds – Participation Summary*

#### CLOVERBUDS 2

What you can do in this project:

- Learn about 4-H activities and events
- Learn about working together as a club or team
- Share with others what you have learned

Grade: 1

Literature: See Cloverbuds 1

#### CLOVERBUDS 3

What you can do in this project:

- Begin learning about specific 4-H project areas
- Learn to complete projects as an individual
- Share with others what you have learned

Grade: 2

Literature: See Cloverbuds 1

#### CLOVERBUDS LDR

Literatures: 05560, *4-H Discovery Program for 6-8 Yr. Olds*

Webpage: [4h.uwex.edu/onlinpro/cloverbuds.cfm](http://4h.uwex.edu/onlinpro/cloverbuds.cfm)

#### CLOVERBUDS YOUTH LDR



## SERVICE LEARNING & CITIZENSHIP

#### CITIZENSHIP LDR

Literature: 08154, *Citizenship Guide's Handbook*

Webpage: [4h.uwex.edu/onlinpro/citizenship.cfm](http://4h.uwex.edu/onlinpro/citizenship.cfm)

#### CITIZENSHIP YTH LDR

#### LATINO CULTURAL ARTS

What you can do in this project:

- Understand the Latino culture by exploring traditional art
- Make Latino instruments, jewelry, weavings, murals, etc.
- Celebrate Latino holidays, sample foods and tell stories

Grades: 3-8

#### LATINO CULTURAL ARTS LDR

Literature: 08180, *QueRico! La Cultura Bilingual Helper's Guide*

Webpage: [4h.uwex.edu/onlinpro/LatinoCulturalArts.cfm](http://4h.uwex.edu/onlinpro/LatinoCulturalArts.cfm)

#### LATINO CULTURAL ARTS YTH LDR

#### SERVICE LEARNING 1

What you can do in this project:

- Learn to give back to your community
- Reflect on your experiences
- Identify community needs
- Plan a service project and execute the idea

Grades: 5-8

Literature: 08182, *Agents of Change + CD*

#### SERVICE LEARNING 2

What you can do in this project:

- Plan and implement your own service project
- Share your project plan and outcome with others
- Conduct an evaluation of your project

Grades: 9-12

Literature: 08183, *Raise Your Voice + CD*

#### SERVICE LEARNING LDR

Literature: 08184, *Service Learning Helper's Guide*

Webpage: [4h.uwex.edu/onlinpro/ServiceLearning.cfm](http://4h.uwex.edu/onlinpro/ServiceLearning.cfm)

#### SERVICE LEARNING YTH LDR

Webpage: [4h.uwex.edu/onlinpro/ServiceLearning.cfm](http://4h.uwex.edu/onlinpro/ServiceLearning.cfm)





## SELF-DETERMINED

### SELF-DETERMINED

What you can do in this project:

- Create your own project or expand on an old one
- Select a project, develop a plan, identify Literatures
- Carry out and evaluate your plan

Grades: 3-13

Literature: 4H272, *Designing Your Own Project*

### SELF-DETERMINED LDR

Webpage: [4h.uwex.edu/onlinpro/selfdetermined.cfm](http://4h.uwex.edu/onlinpro/selfdetermined.cfm)

### SELF-DETERMINED YTH LDR



## ANIMAL SCIENCES

### ALPACAS

### ALPACA LDR

### ALPACA YTH LDR

### BEEF 1

What you can do in this project:

- Identify various beef breeds
- Identify parts of a beef animal
- Halter-break and show a calf
- Fit and judge beef cattle
- Recognize and raise a healthy animal

Grades: 3-5

Literatures: 08143, *Bite Into Beef*  
4H450, *Judging Breeding & Market Cattle*  
MA, *Meat Animal Project Record*

### BEEF 2

What you can do in this project:

- Present oral reasons during judging
- Learn about feed ingredients, behavior and parasites
- Study how to do nose-print identification
- Learn beef carcass composition and retail meat cuts

Grades: 6-8

Literature: 08144, *Here's the Beef*  
MA, *Meat Animal Project Record*

### BEEF 3

What you can do in this project:

- Explore selection and judging
- Learn about careers, health, reproduction, etc.
- Discover how to market your animal and by-products

Grades: 9-13

Literature: 08145, *Leading the Charge*  
MA, *Meat Animal Project Record*

### BEEF LDR

Literatures: 08146, *Beef Helper's Guide*  
117R, *Beef Literature Handbook*

Webpage: [4h.uwex.edu/onlinpro/beef.cfm](http://4h.uwex.edu/onlinpro/beef.cfm)

### BEEF YTH LDR

### CAGE BIRDS

### CAGE BIRDS LDR

### CAGE BIRDS YTH LDR

### CATS 1

What you can do in this project:

- Select a cat
- Identify cat breeds
- Name the parts of a cat
- Handle and groom a cat
- Care for its health
- Create a budget

Grades: 3-5

Literature: 08148, *Purr-fect Pals*

### CATS 2

What you can do in this project:

- Learn about cat senses and sounds
- Explore tricks to teach a cat
- Traveling with a cat
- Learn about feeding and emergency care
- Detect signs of illness and health issues

Grades: 6-8

Literature: 08149, *Climbing Up!*

### CATS 3

What you can do in this project:

- Explore veterinary procedures
- Learn reproduction and cat body systems
- Learn showmanship and cat behavior
- Explore community laws and animal welfare

Grades: 9-13

Literature: 08150, *Leaping Forward*

### CATS LDR

Literature: 08151, *Cat Helper's Guide*

Webpage: [4h.uwex.edu/onlinpro/cats.cfm](http://4h.uwex.edu/onlinpro/cats.cfm)

### CATS YTH LDR

### CAVIES (Guinea Pigs, etc.)

### CAVIES LDR

### CAVIES YTH LDR

## DAIRY 1

What you can do in this project:

- Identify dairy breeds
- Study and identify parts of the dairy cow
- Learn how to select quality dairy calves
- Fit and show a calf
- Identify stages of calving and care
- Assemble tools needed for packing a show box

Grades: 3-5

Literature: 08161, *Cowabunga*  
CANADA1, *Showmanship...Leading to Win*  
4H501, *Dairy Cattle Judging Made Easy – CD*  
LEADER, *Lifetime Dairy Record*

## DAIRY 2

What you can do in this project:

- Learn about housing and hay quality
- Learn about milking and food safety
- Explore ways to keep an animal healthy
- Observe animal behavior

Grades: 6-8

Literature: 08162, *Mooving Ahead*  
4H502, *The Rules are Black and White*  
CANADA2, *Preparing to Lead*  
MPA, *Managerial Project Agreement*

## DAIRY 3

What you can do in this project:

- Practice mastitis detections
- Learn to balance rations
- Practice pregnancy detection and delivery of a calf
- Learn body-conditioning scoring
- Promote dairy products
- Explore various dairy industry careers

Grades: 9-13

Literature: 08163, *Rising to the Top*  
HMR, *WI 4-H Dairy Heifer Mgmt. Record*

## DAIRY LDR

Literature: 08164, *Dairy Cow Helper's Guide*  
Webpage: [4h.uwex.edu/onlinpro/dairy.cfm](http://4h.uwex.edu/onlinpro/dairy.cfm)

## DAIRY YTH LDR

## DOGS 1

What you can do in this project:

- Learn basic skills for dog care and training
- Discover different dog breeds
- Study and identify dog body parts
- Learn how to keep a dog healthy and groomed

Grades: 3-5

Literature: 08166, *Wiggles and Wags*  
4H436, *The Basics of Training Your Dog*

## DOGS 2

What you can do in this project:

- Explore dog health and nutrition
- Discover genetic problems and population control
- Learn showmanship and training techniques
- Learn about show-ring ethics

Grades: 6-8

Literature: 08167, *Canine Connection*  
4H439, *Dog Obedience – Novice & Beyond*

## DOGS 3

What you can do in this project:

- Investigate responsible breeding
- Care for geriatric dogs
- Train service dogs
- Explore careers related to dogs

Grades: 9-13

Literature: 08168, *Leading the Pack*  
4H437, *A Guide to Showmanship*

## DOGS LDR

Literatures: 08169, *Dog Helper's Guide*  
4H458, *4-H Dog Judging Guidelines*  
Webpage: [4h.uwex.edu/onlinpro/dogs.cfm](http://4h.uwex.edu/onlinpro/dogs.cfm)

## DOGS YTH LDR

## DAIRY GOAT 1

What you can do in this project:

- Gain hands-on experiences in the goat project
- Select, manage, fit and show goats
- Learn responsible goat ownership

Grades: 3-5

Literature: 08352, *Getting Your Goat*

## DAIRY GOAT 2

What you can do in this project:

- Learn to keep your goat healthy
- Feed your goat for maximum production
- Prepare for kidding
- Develop judging skills
- Learn how to milk a goat properly

Grades: 6-8

Literature: 08353, *Stepping Out*

## DAIRY GOAT 3

What you can do in this project:

- Learn about genetics, diseases and breeding
- Study body-condition scoring and linear appraisal
- Understand bio-security and prevention measures
- Gain leadership and explore career opportunities

Grades: 9-13

Literature: 08354, *Showing the Way*

## DAIRY GOAT LDR

Literature: 08355, *Dairy Goat Helper's Guide*  
Webpage: [4h.uwex.edu/onlinpro/goats.cfm](http://4h.uwex.edu/onlinpro/goats.cfm)

## DAIRY GOAT YTH LDR

## MEAT GOAT 1

What you can do in this project:

- Identify meat goat breeds and parts
- Learn to select a good animal
- Feed and care for a meat goat
- Develop a budget for a meat goat project

Grades: 3-4

Literature: 07909, *Just Browsing*

## MEAT GOAT 2

What you can do in this project:

- Recognize meat goat diseases
- Select a veterinarian and purchase breeding stock
- Understand reproduction cycle and keep records
- Fit and show meat goats

Grades: 5-8

Literature: 07910, *Get Growing with Meat Goats*

## MEAT GOAT 3

What you can do in this project:

- Learn to control diseases
- Understand bio-security and quality assurance
- Formulate rations
- Evaluate goat pastures

Grades: 9-13

Literature: 07911, *Meating the Future*

## MEAT GOAT LDR

Literature: 07912, *Meat Goat Helper's Guide*

Webpage: [4h.uwex.edu/onlinpro/goats.cfm](http://4h.uwex.edu/onlinpro/goats.cfm)

## MEAT GOAT YTH LDR

## PYGMY GOAT

## PYGMY GOAT LDR

## PYGMY GOAT YTH LDR

## HORSE 1

What you can do in this project:

- Learn horse behavior and terms
- Study breeds and identify body parts
- Saddle, groom and bridle your horse
- Practice horse safety and horse selection

Grades: 3-5

Literature: 08053, *Giddy Up & Go*

CO200, *Horses & Horsemanship*

CO201, *Horse Science*

4H180, *Pleasure Riding*

## HORSE 2

What you can do in this project:

- Practice horsemanship and judging
- Understand horse selection and training
- Learn about tack, feeding and diseases
- Practice showing a horse and trail riding

Grades: 6-8

Literature: 08054, *Head, Heart & Hooves*

## HORSE 3

What you can do in this project:

- Explore horse breeding, genetics and heredity
- Understand horse diseases and prevention
- Learn about fencing, pasturing and housing
- Explore horse-related careers

Grades: 9-13

Literature: 08055, *Stable Relationships*

## HORSE 4

What you can do in this project:

- Train a horse
- Practice a round-pen workout
- Learn English and Western style bridles
- Understand equitation and riding styles

Grades: 3-7

Literature: 08056, *Riding the Range*

## HORSE 5

What you can do in this project:

- Learn to set goals
- Compare costs of show clothing
- Present your horse in showmanship classes
- Rate your showmanship skills
- Practice proper show ethics

Grades: 8-12

Literature: 08057, *Jumping to New Heights*

## HORSE/ HORSELESS HORSE LDR

Literatures: 08058, *Horse Helper's Guide*

Webpage: [4h.uwex.edu/onlinpro/horses.cfm](http://4h.uwex.edu/onlinpro/horses.cfm)

## HORSE/ HORSELESS HORSE YTH LDR

## CLOTHES HORSE

What you can do in this project:

- Learn how to make riding apparel and equipment
- Develop sewing and creative skills
- Understand textile selection and care

Grades: 3-12

Literature: 4H374, *Additional Patterns for Clothes Horse*

4H389, *Horse & Riding Attire*

## CLOTHES HORSE LDR

Literature: 4H360, *4-H Clothes Horse Activity Guide*

Webpage: [4h.uwex.edu/onlinpro/horses.cfm](http://4h.uwex.edu/onlinpro/horses.cfm)

## CLOTHES HORSE YTH LDR

## DRAFT HORSE

What you can do in this project:

- Explore different breeds and characteristics
- Learn conformation, selection and nutrition
- Practice harnessing and hitching

Grades: 6-8

Literature: 4H181, *Draft Horse*

## **HORSELESS HORSE 1**

What you can do in this project:

- You do *not* need a horse in this project
- Explore horse behavior, terms and breeds
- Identify body parts
- Learn grooming, saddling and bridling
- Learn about safety and equipment

Grades: 3-5

Literature: 08053, *Giddy Up & Go*  
4H266, *Horses are Fun- Horseless Horse*

## **HORSELESS HORSE 2**

What you can do in this project:

- Learn about horsemanship
- Explore judging and oral reasons
- Learn selection, training and showing
- Practice trail riding skills

Grades: 6-8

Literature: 08054, *Head, Heart & Hooves*

## **HORSELESS HORSE 3**

What you can do in this project:

- Explore horse breeding, genetics and heredity
- Understand horse diseases and prevention
- Learn about fencing, pasturing and housing
- Explore horse-related careers

Grades: 9-13

Literature: 08055, *Stable Relationships*

## **MODEL HORSES**

## **MODEL HORSES LDR**

## **MODEL HORSES YTH LDR**

## **LLAMAS 1**

## **LLAMAS 2**

## **LLAMAS 3**

## **PETS 1**

What you can do in this project:

- Explore your favorite pet or select a pet
- Identify pet body parts
- Learn to provide a safe environment
- Design a space for your pet

Grades: 3-5

Literature: 06359, *Pet Pals*

## **PETS 2**

What you can do in this project:

- Explore animal digestion and feeding
- Shop for pet supplies
- Determine the animal's sex and proper health
- Study pet behavior and communication

Grades: 6-8

Literature: 06360, *Scurrying Ahead*

## **PETS 3**

What you can do in this project:

- Explore pet products
- Teach others about pets
- Understand how genetics work
- Explore animal welfare issues

Grades: 9-13

Literature: 06361, *Scaling the Heights*

## **PETS LDR**

Literature: 06362, *Pet Helper's Guide*

Webpage: [4h.uwex.edu/onlinpro/pets.cfm](http://4h.uwex.edu/onlinpro/pets.cfm)

## **PETS YTH LDR**

## **POULTRY 1**

What you can do in this project:

- Identify poultry breeds
- Learn parts of the bird
- Learn parts and functions of the egg
- Learn how to select and handle poultry
- Fit and show poultry

Grades: 3-5

Literature: 06363, *Scratching the Surface*  
CIR878, *From Egg to Chick*  
MA, *Meat Animal Project Record*

## **POULTRY 2**

What you can do in this project:

- Observe a healthy flock
- Select and judge broilers
- Discover how an egg is formed
- Prevent poultry diseases
- Discover how chicks imprint

Grades: 6-8

Literature: 06364, *Testing Your Wings*  
4H281, *Poultry for Fun & Food*  
A2880, *Chicken Breeds & Varieties*  
MA, *Meat Animal Project Record*

## **POULTRY 3**

What you can do in this project:

- Organize a judging clinic
- Manage a laying flock
- Discover qualities of eggs
- Handle poultry products safely
- Process a chicken

Grades: 9-13

Literature: 06365, *Flocking Together*  
MA, *Meat Animal Project Record*

## **POULTRY LDR**

Literature: 06366, *Poultry Helper's Guide*

Webpage: [4h.uwex.edu/onlinpro/poultry.cfm](http://4h.uwex.edu/onlinpro/poultry.cfm)

## **POULTRY YTH LDR**

## POULTRY BANTAMS

What you can do in this project:

- Discover bantam breeds and breed characteristics
- Learn how to get started raising bantams
- Select and mate bantams
- Incubate and rear their young
- Learn to feed and house birds
- Fit and show bantams

Grades: 3-12

Literature: NCR209, *Bantams*

MA, *Meat Animal Project Record*

## POULTRY PIGEONS

What you can do in this project:

- Learn about buying, banding and feeding
- Understand about proper housing and behavior
- Learn about grooming and exhibiting

Grades: 3-12

Literature: 4H135, *Pigeons*

## POULTRY TURKEYS

What you can do in this project:

- Learn about buying poultry
- Prepare a brooding area
- Raise range turkeys
- Feed and water turkeys
- Identify diseases

Grades: 3-12

Literature: NCR060, *Small Turkey Flock Management*

MA, *Meat Animal Project Record*

## POULTRY WATERFOWL

What you can do in this project:

- Learn about waterfowl breeds and parts
- Handle waterfowl properly
- Select and prepare waterfowl for market
- Incubate and exhibit waterfowl

Grades: 3-12

Literature: A3311, *Raising Waterfowl*

MA, *Meat Animal Project Record*

## RABBITS 1

What you can do in this project:

- Learn about selecting and handling rabbits
- Identify rabbit breeds and body parts
- Explore health issues and feeding

Grades: 3-5

Literature: 08080, *What's Hoppening?*

## RABBITS 2

What you can do in this project:

- Learn to select show rabbits
- Give oral reasons and judge rabbits
- Learn to tattoo
- Detect diseases
- Keep records of animals

Grades: 6-8

Literature: 08081, *Making Tracks*

## RABBITS 3

What you can do in this project:

- Learn about breeding and genetics
- Design a rabbitry
- Market rabbits
- Learn about disease prevention and rabbit registration

Grades: 9-13

Literature: 08082, *All Ears*

## RABBITS LDR

Literature: 08083, *Rabbit Helper's Guide*

Webpage: [4h.uwex.edu/onlinpro/rabbits.cfm](http://4h.uwex.edu/onlinpro/rabbits.cfm)

## RABBITS YTH LDR

## RABBIT HOPPING

## SHEEP 1

What you can do in this project:

- Identify sheep breeds and body parts
- Observe sheep behavior
- Identify uses of wool and other by-products
- Fit and show sheep

Grades: 3-5

Literature: 06367, *Lambs, Rams and You*

4H421, *Judging Breeding & Market Sheep*

MA, *Meat Animal Project Record*

## SHEEP 2

What you can do in this project:

- Learn to identify sheep parasites
- Promote meat safety
- Judge wool
- Diagnose sheep diseases
- Use medications safely
- Explore careers

Grades: 6-8

Literatures: 06368, *Shear Delight*

MA, *Meat Animal Project Record*

## SHEEP 3

What you can do in this project:

- Set sheep production goals
- Plan sheep related activities
- Market sheep products and teach others
- Plan a judging contest
- Explore careers

Grades: 9-13

Literature: 06369, *Leading the Flock*

MA, *Meat Animal Project Record*

## SHEEP LDR

Literatures: 06370, *Sheep Helper's Guide*

194R, *Sheep Literature Handbook*

Webpage: [4h.uwex.edu/onlinpro/sheep.cfm](http://4h.uwex.edu/onlinpro/sheep.cfm)

## SHEEP YTH LDR

## SWINE 1

What you can do in this project:

- Identify swine breeds, feeds and animal parts
- Practice judging market hogs
- Identify pork meat cuts
- Practice fitting and showing a hog

Grades: 3-5

Literature: 08065, *The Incredible Pig*  
4H412, *Judging Breeding & Market Swine*  
MA, *Meat Animal Project Record*

## SWINE 2

What you can do in this project:

- Make a swine health care plan
- Identify diseases
- Assemble tack and pack a show box
- Plan and organize a facility expansion
- Complete a plan for a new pork product

Grades: 6-8

Literature: 08066, *Putting the Oink in the Pig*  
MA, *Meat Animal Project Record*

## SWINE 3

What you can do in this project:

- Learn to make breeding and culling decisions
- Judge a class of breeding gilts
- Design a preventative herd health plan
- Manage a feeding program

Grades: 9-13

Literature: 08067, *Going Whole Hog*  
MA, *Meat Animal Project Record*

## SWINE LDR

Literature: 08068, *Swine Helper's Guide*  
134R, *Swine Literature Handbook*

Webpage: [4h.uwex.edu/onlinepro/swine.cfm](http://4h.uwex.edu/onlinepro/swine.cfm)

## SWINE YTH LDR

### VETERINARY SCIENCE 1

What you can do in this project:

- Learn different breeds of animals
- Interpret animal behavior
- Identify feed nutrients
- Describe animal life stages and systems

Grades: 3-5

Literature: 08048, *From Airedales to Zebras*  
4H334, *Adventure Notebook*  
4H131, *The Normal Animal*

### VETERINARY SCIENCE 2

What you can do in this project:

- Create health records for your animal
- Conduct food safety experiments
- Discover importance of immunity and bio-security
- Consider ethics and animal welfare

Grades: 6-8

Literature: 08049, *All Systems Go*  
4H048, *Animal Disease*

### VETERINARY SCIENCE 3

What you can do in this project:

- Investigate the importance of genetics
- Understand diseases that spread from animals to humans
- Learn about diversity of veterinary careers

Grades: 9-13

Literature: 08050, *On the Cutting Edge*  
4H133, *Animal Health*

### VETERINARY SCIENCE LDR

Literature: 08051, *Veterinary Science Helper's Guide*  
4H192, *Veterinary Science*  
4H323, *The Normal Animal - Leader's Guide*

Webpage: [4h.uwex.edu/onlinepro/vetscience.cfm](http://4h.uwex.edu/onlinepro/vetscience.cfm)

### VETERINARY SCIENCE YTH LDR



## COMMUNICATION ARTS

### COLLECTIONS, OTHER

#### COMMUNICATIONS 1

What you can do in this project:

- Engage in non-verbal, verbal and written activities
- Strengthen your personal communication skills
- Encrypt codes, write songs and give directions

Grades: 3-5

Literature: 08156, *Picking Up the Pieces*

#### COMMUNICATIONS 2

What you can do in this project:

- Learn to become a confident communicator
- Present oral reasons, plan and present speeches
- Practice making good first impressions

Grades: 6-8

Literature: 08157, *Putting It Together*

#### COMMUNICATIONS 3

What you can do in this project:

- Polish your communication skills
- Explore communication careers
- Write résumés and interview for a job

Grades: 9-13

Literature: 08158, *The Perfect Fit*

#### COMMUNICATIONS LDR

Literature: 08159, *Communications Helper's Guide*  
COMM04, *Voices From the Past*  
COMM05, *It's All in the Family*  
COMM07, *Communication Activities for 4-H Clubs*

Webpage: [4h.uwex.edu/onlinepro/communications.cfm](http://4h.uwex.edu/onlinepro/communications.cfm)

#### COMMUNICATIONS YTH LDR

#### CREATIVE WRITING

What you can do in this project:

- Explore language and creative expression
- Stimulate your creativity and self-expression
- Enrich your joy of book reading

Grades: 3-12

Literature: COMM01, *Creative Wordworking*  
COMM03, *Crazy About Books Reading Circle*

## CREATIVE WRITING LDR

## CREATIVE WRITING YTH LDR

## DEMONSTRATIONS

## DEMONSTRATIONS LDR

## DEMONSTRATIONS YTH LDR

## SPEAKING

What you can do in this project:

- Plan, practice and present an effective speech
- Gain confidence in public speaking
- Plan, practice and present an effective demonstration

Grades: 3-12

Literature: COMM02, *4-H Public Speakers Handbook*  
COMM06, *4-H Public Speaking Opportunities*

## SPEAKING LDR

## SPEAKING YTH LDR



## PERFORMING ARTS

## MUSIC

What you can do in this project:

- Gain a greater appreciation for music
- Explore different ways to participate
- Listen, perform and compose various types of music
- Teach others and make instruments

Grades: 3-12

Literature: 4H620MP, *Youth and 4-H Music Project Guide*

## MUSIC LDR

Literature: 4H351, *Sing Along Songbook*

Webpage: [4h.uwex.edu/onlinpro/Music.cfm](http://4h.uwex.edu/onlinpro/Music.cfm)

## MUSIC YTH LDR

## THEATRE ARTS 1

What you can do in this project:

- Study acting, sound, movement, voice and speech
- Learn different ways to play a scene
- Try pantomime, clowning and improvisation

Grades: 3-5

Literature: 08070, *Play the Role*

## THEATRE ARTS 2

What you can do in this project:

- Become a puppeteer
- Investigate the history of puppets
- Explore types of puppets and puppet characters
- Use puppets in community service work
- Plan and present a puppet show

Grades: 6-8

Literature: 08071, *Become a Puppeteer!*

## THEATRE ARTS 3

What you can do in this project:

- Study costumes, makeup, stage sets, props and sound
- Learn stage management
- Create sounds and disguises
- Make up your own character and bring it to life

Grades: 9-13

Literature: 08072, *Set the Stage*

## THEATRE ARTS LDR

Literature: 08073, *Theatre Arts Helper's Guide*

Webpage: [4h.uwex.edu/onlinpro/theatre.cfm](http://4h.uwex.edu/onlinpro/theatre.cfm)

## THEATRE ARTS YTH LDR



## VISUAL ARTS

## ART 1

What you can do in this project:

- Learn art through cutting, pasting and drawing
- Explore sculpting and constructing with fibers
- Paint and print using different materials

Grades: 3-6

Literature: 23112, *Elements & Principles of Design Card*  
4H472, *Palette of Fun Member Sheet & Introduction*

## ART 2

What you can do in this project:

- Explore art techniques, culture and history of art
- Learn artistic challenges in drawing, fiber arts and sculpting
- Develop graphic design techniques

Grades: 7-13

Literature: 08140, *Advanced Visual Arts: Sketchbook Crossroads*  
08141, *Advanced Visual Arts: Portfolio Pathways*

## ARTS & CRAFTS LDR

Literature: 07597, *Arts & Crafts – A Palette of Fun*

Webpage: [4h.uwex.edu/onlinpro/artscrafts.cfm](http://4h.uwex.edu/onlinpro/artscrafts.cfm)

## ARTS & CRAFTS YTH LDR

## ART - CELEBRATE ART

What you can do in this project:

- You can explore any area of arts and crafts

Grades: 3-13

## BASKETRY LDR

## BASKETRY YTH LDR

## BLOCK PRINTING

What you can do in this project:

- Design and cut blocks from different materials
- Print designs on cloth and paper
- Create your own original designs

Grades: 5-12

Literature: 4H156, *Block Printing Member Guide*

## **BLOCK PRINTING LDR**

Literature: CIR008, *Block Printing Leader Guide*

Webpage: [4h.uwex.edu/onlinpro/blockprinting.cfm](http://4h.uwex.edu/onlinpro/blockprinting.cfm)

## **BLOCK PRINTING YTH LDR**

## **CERAMICS**

## **CERAMICS LDR**

## **CERAMICS YTH LDR**

## **COLLAGES**

## **CREATIVE/CROSS STITCHERY**

## **CREATIVE/CROSS STITCHERY LDR**

## **CREATIVE/CROSS STITCHERY YTH LDR**

## **DRAWING & PAINTING**

What you can do in this project:

- Learn to draw with pencil, chalk, crayon, etc.
- Learn to blend and shade
- Make surface rubbings
- Paint with watercolor, oil and acrylics
- Mix colors
- Mat and frame your artwork

Grades: 3-12

Literature: 4H169, *Drawing & Painting*

## **DRAWING & PAINTING LDR**

Webpage: [4h.uwex.edu/onlinpro/drawing.cfm](http://4h.uwex.edu/onlinpro/drawing.cfm)

## **DRAWING & PAINTING YTH LDR**

## **FOLK ARTS**

What you can do in this project:

- Explore traditional folk arts
- Learn more from your family and community
- Learn storytelling
- Decorate eggs and make baskets

Grades: 5-13

## **FOLK ARTS LDR**

Literature: NCR534, *Folk Arts Leader Guide*

Webpage: [4h.uwex.edu/onlinpro/folkarts.cfm](http://4h.uwex.edu/onlinpro/folkarts.cfm)

## **FOLK ARTS YTH LDR**

## **CANDLE MAKING**

## **FIBER ARTS**

## **FLOWER CRAFTS**

## **LIQUID EMBROIDERY/FABRIC PAINTING**

## **LIQUID EMBROIDERY/FABRIC PAINTING LDR**

## **LIQUID EMBROIDERY/FABRIC PAINTING YTH LDR**

## **JEWELRY MAKING**

## **JEWELRY MAKING LDR**

## **JEWELRY MAKING YTH LDR**

## **LEATHERCRAFT**

What you can do in this project:

- Learn about the characteristics and uses of leather
- Use tools and equipment
- Make patterns and original designs
- Explore various leathercraft techniques

Grades: 3-12

Literature: 4H149, *Adventures in Leathercraft Members Guide*

## **LEATHERCRAFT LDR**

Literature: CIR006, *Adventures in Leathercraft Leaders Guide*

Webpage: [4h.uwex.edu/onlinpro/leathercraft.cfm](http://4h.uwex.edu/onlinpro/leathercraft.cfm)

## **LEATHERCRAFT YTH LDR**

## **MACRAMÉ LDR**

## **MACRAMÉ YTH LDR**

## **METAL ENAMELING**

What you can do in this project:

- Try enameling earrings, pins and other jewelry
- Learn to attach fasteners
- Create original designs and patterns

Grades: 5-12

Literature: 4H158, *Metal Enameling Members Guide*

## **METAL ENAMELING LDR**

Literature: CIR009, *Metal Enameling Leader Guide*

Webpage: [4h.uwex.edu/onlinpro/metalenameling.cfm](http://4h.uwex.edu/onlinpro/metalenameling.cfm)

## **METAL ENAMELING YTH LDR**

## **PHOTOGRAPHY 1**

What you can do in this project:

- Explore the camera and learn to use it properly
- Learn the basics of lighting and composition
- Learn the use of different light sources
- Shoot photos that tell a story

Grades: 3-5

Literature: PC1, *Focus on Photography*

## **PHOTOGRAPHY 2**

What you can do in this project:

- Learn about camera adjustments
- Learn about film speed, shutter speed and aperture
- Take silhouettes, candid, action shots and others

Grades: 6-8

Literature: PC2, *Controlling the Image*

## **PHOTOGRAPHY 3**

What you can do in this project:

- Learn about wide-angle and telephoto lenses
- Explore the use of light meters and studio lighting
- Experiment with special effect photos
- Take still life photos and portraits

Grades: 9-13

Literature: PC3, *Mastering Photography*



## PHOTOGRAPHY LDR

Webpage: [4h.uwex.edu/onlinpro/photography.cfm](http://4h.uwex.edu/onlinpro/photography.cfm)

## PHOTOGRAPHY YTH LDR

### POSTERS

Grades: 3-12

Literature: 4H23, *Say It With Posters*

### POSTERS LDR

### POSTERS YTH LDR

### POTTERY LDR

### POTTERY YTH LDR

### RUBBER STAMPING

### RUBBER STAMPING LDR

### RUBBER STAMPING YTH LDR

### SCRAPBOOKING

### SCRAPBOOKING LDR

### SCRAPBOOKING YTH LDR

### STENCIL PAINTING

### STENCIL PAINTING LDR

### STENCIL PAINTING YTH LDR

## VIDEOGRAPHY

What you can do in this project:

- Learn storytelling, editing and lighting
- Experiment with camera handling and editing
- Learn to plan a project with the use of sound and titles
- Show and review your production

Grades: 6-13

Literature: IS401, *Action! Making Videos & Movies*



## FAMILY, HOME & HEALTH

### CHILD DEVELOPMENT 1

What you can do in this project:

- Find out how you grow and develop
- Learn about the development of babies and toddlers
- Learn how to make toys safe for small children

Grades: 3-4

Literature: 08075, *On My Own*

### CHILD DEVELOPMENT 2

What you can do in this project:

- Learn how to take care of yourself and others
- See what makes your family special
- Discover how to match toys to ages of children
- Develop family rules
- Check for safety hazards

Grades: 5-6

Literature: 08076, *Growing With Others*

### CHILD DEVELOPMENT 3

What you can do in this project:

- Explore how to be an effective parent
- Gain experience as a teacher or coach
- Make babysitting and first-aid kits
- Check out child development careers

Grades: 7-10

Literature: 08077, *Growing in Communities*

### CHILD DEVELOPMENT LDR

Literature: 08078, *Child Development Helper's Guide*

Webpage: [4h.uwex.edu/onlinpro/childdev.cfm](http://4h.uwex.edu/onlinpro/childdev.cfm)

### CHILD DEVELOPMENT YTH LDR

## HEALTH 1

What you can do in this project:

- Practice first-aid skills to treat basic injuries
- Learn how to respond to someone who is choking
- Assemble a first-aid kit

Grades: 3-5

Literature: 08174, *First Aid in Action*

## HEALTH 2

What you can do in this project:

- Identify your personal talent areas in health care
- Explore hygiene, nutrition and physical activities
- Share what you learn with others

Grades: 6-8

Literature: 08175, *Staying Healthy*

## HEALTH 3

What you can do in this project:

- Design your own fitness plan
- Track your plan and review your progress
- Interview individuals in the health and fitness fields

Grades: 9-13

Literature: 08176, *Keeping Fit*

## HEALTH LDR

Webpage: [4h.uwex.edu/onlinpro/health.cfm](http://4h.uwex.edu/onlinpro/health.cfm)

### HEALTH YTH LDR

### HOME ENVIRONMENT 1

What you can do in this project:

- Learn about home care
- Learn to sand and finish a simple wood item
- Make small home decorative items for the home
- Explore the world of home interior design

Grades: 3-5

Literature: 4H425, *Exploring Your Home*

### HOME ENVIRONMENT 2

What you can do in this project:

- Become more involved with activities around the home
- Learn to handle home tasks and entertain guests
- Refinish wood furnishings and make other home items

Grades: 6-7

Literature: 4H426, *Living With Others*

### HOME ENVIRONMENT 3

What you can do in this project:

- Learn the principles of home design
- Learn scale, balance and proportion in home design
- Use the principles of design to arrange your home
- Create storage centers and restore furniture

Grades: 8-9

Literature: 4H427, *Where I Live*

### HOME ENVIRONMENT 4

What you can do in this project:

- Focus on the application of design fundamentals
- Learn about purchasing furnishings for the home
- Restore or make a heritage item

Grades: 10-13

Literature: 4H465, *In My Home*

### HOME ENVIRONMENT LDR

Webpage: [4h.uwex.edu/onlinepro/homeenv.cfm](http://4h.uwex.edu/onlinepro/homeenv.cfm)

### HOME ENVIRONMENT YTH LDR

### INTERGENERATIONAL PROGRAMS

What you can do in this project:

- Learn to understand older people better
- Let them share their stories and experiences
- Explore what happens as you grow older

Grades: 5-12

Literature: NCR591, *Walk in My Shoes Member Guide*

### INTERGENERATIONAL PROGRAMS LDR

Literature: NCR548, *Walk in My Shoes Leader Guide*

Webpage: [4h.uwex.edu/onlinepro/intergenerational.cfm](http://4h.uwex.edu/onlinepro/intergenerational.cfm)

### INTERGENERATIONAL PROGRAMS YTH LDR



## CONSUMER EDUCATION

### CONSUMER SAVVY 1

What you can do in this project:

- Learn your shopping style
- Use the yellow pages to find goods and services
- Know the difference between wants and needs
- Write a savings and spending plan
- Start a savings account

Grades: 3-5

Literature: 08030, *The Consumer in Me*

### CONSUMER SAVVY 2

What you can do in this project:

- Identify your personal spending values
- Understand advertising appeal and its affects
- See how peer pressure can influence your purchases
- Understand the risks of shopping on the Internet

Grades: 6-9

Literature: 08031, *Consumer Wise*

### CONSUMER SAVVY 3

What you can do in this project:

- Define consumer responsibilities and ethics
- Understand your consumer rights
- Use comparison shopping techniques
- Understand the costs of owning a vehicle

Grades: 10-12

Literature: 08032, *Consumer Roadmap*

### CONSUMER SAVVY LDR

Literature: 08033, *Consumer Savvy Helper's Guide*

Webpage: [4h.uwex.edu/onlinepro/consumersavvy.cfm](http://4h.uwex.edu/onlinepro/consumersavvy.cfm)

### CONSUMER SAVVY YTH LDR

### ENTREPRENEURSHIP

What you can do in this project:

- Practice the skills needed to be an entrepreneur
- Explore businesses, products, marketing and pricing
- Create a business plan and start your own business

Grades: 7-12

Literature: 08035, *Entrepreneurship: Be the E*

#### Leader Literatures

Literature: 08036, *Entrepreneurship Helper's Guide*

Webpage: [4h.uwex.edu/onlinepro/entrepreneur.cfm](http://4h.uwex.edu/onlinepro/entrepreneur.cfm)

### ENTREPRENEURSHIP LDR

Literature: 08036, *Entrepreneurship Helper's Guide*

Webpage: [4h.uwex.edu/onlinepro/entrepreneur.cfm](http://4h.uwex.edu/onlinepro/entrepreneur.cfm)

### ENTREPRENEURSHIP YTH LDR

### PERSONAL FINANCE 1

What you can do in this project:

- Learn money management skills
- Learn how to live on a budget

Grades: 6-8

Literature: 07710, *Money FUNdamentals*

### PERSONAL FINANCE 2

What you can do in this project:

- Learn about wants and needs, values and goal setting
- Explore ways to use and save money
- Learn the benefits and drawbacks of credit
- Survey and select financial services

Grades: 9-12

Literature: 07711, *Money Moves*

### PERSONAL FINANCE LDR

Literature: 07712, *Financial Champions Helper's Guide*

Webpage: [4h.uwex.edu/onlinepro/finance.cfm](http://4h.uwex.edu/onlinepro/finance.cfm)

### PERSONAL FINANCE YTH LDR

### WORKFORCE READINESS

What you can do in this project:

- Explore what it takes to get your first job
- Discover how to assess job possibilities in the community
- Create job scenarios
- Recognize your learning styles and personal qualities

Grades: 6-9

Literature: 08191, *Get in the Act! Take 1 (with CD)*

### WORKFORCE READINESS LDR

Literature: 08192, *Get in the Act! Take 1 Helper's Guide*

Webpage: [4h.uwex.edu/onlinepro/workforce.cfm](http://4h.uwex.edu/onlinepro/workforce.cfm)

### WORKFORCE READINESS YTH LDR



## **FOODS AND NUTRITION**

### **CAKE DECORATING 1**

### **CAKE DECORATING 2**

### **CAKE DECORATING 3**

### **CAKE DECORATING LDR**

### **CAKE DECORATING YTH LDR**

### **CANDY MAKING**

### **FOOD PRESERVATION 1**

What you can do in this project:

- Learn the basics of preserving food safely
- Use UW-Extension Safe Food Preservation Series

Grades: 6-12

Literature: B0430, *Canning Fruits Safely*  
 B1159, *Canning Vegetables Safely*  
 B2909, *Making Jams, Jellies & Fruit Preserves*  
 B3278, *Freezing Fruits & Vegetables*

### **FOOD PRESERVATION 2**

What can I do in this project:

- Continue learning food preservation techniques
- Use UW-Extension Safe Food Preservation Series

Grades: 6-12

Literature: B2267, *Homemade Pickles & Relishes*  
 B2605, *Tomatoes Tart & Tasty*  
 B3345, *Canning Meat, Wild Game, Poultry & Fish*  
 B3570, *Canning Salsa Safely*

### **FOOD PRESERVATION LDR**

Webpage: [4h.uwex.edu/onlinpro/foodsnutrition.cfm](http://4h.uwex.edu/onlinpro/foodsnutrition.cfm)

### **FOOD PRESERVATION YTH LDR**

### **FOODS & NUTRITION 1**

What you can do in this project:

- Learn what is good to eat and how to fix simple foods
- Fix pizza, pancakes, fruit kabobs and granola bars
- Explore why calcium is important to our bodies
- Understand TV commercial messages about food

Grades: 3-4

Literature: 07144, *Six Easy Bites*

### **FOODS & NUTRITION 2**

What you can do in this project:

- Make main dishes, e.g., meatballs, pasta and salads
- Learn to make basic muffins and biscuits
- Learn to change recipes
- Reduce fat content in recipes
- Discover how to store fruit and vegetables

Grades: 5-6

Literature: 07146, *Tasty Tidbits*

## **FOODS & NUTRITION 3**

What you can do in this project:

- Learn to evaluate nutrition information and fad diets
- Develop your own exercise program
- Learn how to cook different cuts of meat
- Learn to divide large-quantity packages for family use
- Make baked chicken, breadsticks and stir-fried vegetables

Grades: 7-9

Literature: 07148, *You're the Chef*

## **FOODS & NUTRITION 4**

What you can do in this project:

- Learn how to make jelly, bake fish and marinate meat
- Conduct a food activity with young children
- Learn to divide recipes and make substitutions
- Plan menus on a budget

Grades: 10-12

Literature: 07150, *Foodworks*

## **FOODS & NUTRITION LDR**

Literature: 07730, *Foods Curriculum Helper's Guide*

Webpage: [4h.uwex.edu/onlinpro/foodsnutrition.cfm](http://4h.uwex.edu/onlinpro/foodsnutrition.cfm)

## **FOODS & NUTRITION YTH LDR**



## **CLOTHING AND TEXTILES**

### **CLOTHING 1**

What you can do in this project:

- Identify sewing tools and machine parts
- Thread a sewing machine and identify fabrics
- Select and purchase a pattern
- Sort clothes for laundry and remove stains
- Donate a sewing project

Grades: 3-5

Literature: 08060, *Under Construction*

07198, *Let's Sew! Beginner's Sewing Guide*

### **CLOTHING 2**

What you can do in this project:

- Identify types of fabric constructions
- Sew different buttonholes and seam finishes
- Use pressing tools and thread a serger
- Research different laundry products

Grades: 6-8

Literature: 08061, *Fashion Forward*

### **CLOTHING 3**

What you can do in this project:

- Use specialized sewing tools or equipment
- Combine patterns to create a design
- Create outdoor wear
- Design and embellish a garment
- Use a computer to print on fabric

Grades: 9-13

Literature: 08062, *Refine Design*

## **CLOTHING LDR**

Literature: 08063, *Sewing Expressions Helper's Guide*

Webpage: [4h.uwex.edu/onlinpro/clothing.cfm](http://4h.uwex.edu/onlinpro/clothing.cfm)

## CLOTHING YTH LDR

### CROCHETING 1

What you can do in this project:

- Learn to select and purchase yarn, thread and equipment
- Explore crocheting and finishing techniques
- Understand care instructions for crocheted items

Grades: 3-12

Literature: CC1403, *Crochet Made Easy*

### CROCHETING 2

### CROCHETING 3

### CROCHETING LDR

Webpage: [4h.uwex.edu/onlinpro/crocheting.cfm](http://4h.uwex.edu/onlinpro/crocheting.cfm)

## CROCHETING YTH LDR

### KNITTING 1

What you can do in this project:

- Discover what to consider when buying yarn or tools
- Learn knitting and finishing techniques
- Correct knitting errors
- Learn how to care for your knitted items

Grades: 3-12

Literature: CC1402, *Knitting Made Easy*

### KNITTING 2

### KNITTING 3

### KNITTING LDR

Webpage: [4h.uwex.edu/onlinpro/knitting.cfm](http://4h.uwex.edu/onlinpro/knitting.cfm)

## KNITTING YTH LDR

## QUILTING

### QUILTING LDR

### QUILTING YTH LDR

## WOOL SPINNING



## MECHANICAL SCIENCES

### BICYCLES – ENG AND TECH 1

What you can do in this project:

- Learn the essentials for getting started safely
- Explore the basics toward lifelong cycling
- Learn safety, road rules and planning for a pleasant ride

Grades: K-3

Literature: 08334, *Bicycling for Fun*

### BICYCLING – ENG AND TECH 2

What you can do in this project:

- Choose a bike that's right for you
- Practice bike maintenance
- Learn road rules

Grades: 4-6

Literature: 08335, *Wheels in Motion*

## BICYCLING – ENG AND TECH 3

### BICYCLING LDR

Literature: 08336, *Bicycle Helper's Guide*  
08399, *Bicycle Fix It! (DVD)*

Webpage: [4h.uwex.edu/onlinpro/bicycling.cfm](http://4h.uwex.edu/onlinpro/bicycling.cfm)

## BICYCLING YTH LDR

### COMPUTERS 1

What you can do in this project:

- Learn about hardware, software and components
- Explore how computers work
- Learn the various programs and their features
- Visit the project's interactive website

Grades: 3-5

Literature: 08346, *Newbie Know How*

### COMPUTERS 2

What you can do in this project:

- Build and repair a computer
- Identify the components and how they work together
- Learn to upgrade and create connections
- Install operating systems

Grades: 6-8

Literature: 08347, *Inside the Box*

### COMPUTERS 3

What you can do in this project:

- Discover how to create and manage networks
- Make decisions about network management
- Explore security issues and troubleshooting

Grades: 9-13

Literature: 08348, *Peer to Peer*

### COMPUTERS LDR

Literature: 08349, *Teens Teaching Tech*

Webpage: [4h.uwex.edu/onlinpro/computer.cfm](http://4h.uwex.edu/onlinpro/computer.cfm)

## COMPUTERS YTH LDR

### ELECTRICITY 1

What you can do in this project:

- Understand how to use electricity
- Identify electrical materials
- Wire a simple circuit
- Build a compass, flashlight, switch and electric motor

Grades: 4-5

Literature: 06848, *Magic of Electricity*

### ELECTRICITY 2

What you can do in this project:

- Work with electrical equipment
- Learn to read circuit diagrams
- Build a circuit and measure voltages
- Communicate in Morse code

Grades: 6-7

Literature: 06849, *Investigating Electricity*

### **ELECTRICITY 3**

What you can do in this project:

- Develop a basic electrical tool and supply kit
- Understand the symbols on wires and cables
- Locate your home wiring system

Grades: 8-9

Literature: 06850, *Wired for Power*

### **ELECTRICITY 4**

What you can do in this project:

- Identify electrical and electronic parts and devices
- Learn how to solder and prepare parts for assembly
- Assemble a circuit using a transistor

Grades: 10-12

Literature: 06851, *Entering Electronics*

### **ELECTRICITY LDR**

Literature: 06852, *Electric Excitement Helper's Guide*

Webpage: [4h.uwex.edu/onlinpro/electricity.cfm](http://4h.uwex.edu/onlinpro/electricity.cfm)

### **ELECTRICITY YTH LDR**

### **LEGOS**

### **LEGOS LDR**

### **LEGOS YTH LDR**

### **MODEL CARS**

### **MODEL RAILROAD**

### **MODEL ROCKETRY**

### **MODEL ROCKETRY LDR**

### **MODEL ROCKETRY YTH LDR**

### **SCALE MODELS**

What you can do in this project:

- Assemble and create scale models of trains, cars, etc.
- Learn how to obtain materials you need in construction
- Learn to display your model and judge it

Grades: 3-12

Literature: 4H424, *Guidelines for Building Scale Models*

### **SCALE MODELS LDR**

Webpage: [4h.uwex.edu/onlinpro/scalemodels.cfm](http://4h.uwex.edu/onlinpro/scalemodels.cfm)

### **SCALE MODELS YTH LDR**

### **SMALL ENGINES 1**

What you can do in this project:

- Learn the basics of small engines
- Explore external engine parts and tools
- Identify the uses of small engines and safety issues

Grades: 3-5

Literature: 08186, *Crank It Up!*

### **SMALL ENGINES 2**

What you can do in this project:

- Explore the internal parts of engines
- Learn about engine sizes and safety issues
- Explore different jobs related to small engines

Grades: 6-8

Literature: 08187, *Warm It Up!*

### **SMALL ENGINES 3**

What you can do in this project:

- Tear down and rebuild an engine
- Learn to use diagnostic tools
- Research rules and regulations in using small engines

Grades: 9-13

Literature: 08188, *Tune It Up!*

### **SMALL ENGINES LDR**

Literature: 08189, *Small Engines Helper's Guide*

Webpage: [4h.uwex.edu/onlinpro/engine.cfm](http://4h.uwex.edu/onlinpro/engine.cfm)

### **SMALL ENGINES YTH LDR**

### **TRACTORS 1**

What you can do in this project:

- Learn and identify parts of the tractor
- Understand the basics of tractor maintenance
- Learn about different fuels and engine cooling systems
- Research different safety features and learn safety rules

Grades: 3-4 (little or no experience)

Literature: 4H961, *Starting Up: Getting to Know Your Tractor*

### **TRACTORS 2**

What you can do in this project:

- Practice farm and tractor safety
- Understand the mechanics of engines
- Identify accessory equipment
- Learn the functions of different operational systems

Grades: 5-6 (little or no experience)

Literature: 4H962, *Tractor Operations: Gearing Up for Safety*

### **TRACTORS 3**

What you can do in this project:

- Learn types of oil systems and fuel safety
- Learn how to hook on a PTO unit
- Learn tractor and machinery maintenance

Grades: 7-9 (some prior experience)

Literature: 4H963, *Moving Out: Learning About Your Tractor & Farm Machinery*

### **TRACTORS 4**

What you can do in this project:

- Focus on safety and maintenance
- Identify and work with operational systems

Grades: 10-12 (some prior experience)

Literature: 4H964, *Learning More: Learning About Agricultural Tractors & Equipment*

### **TRACTORS LDR**

Webpage: [4h.uwex.edu/onlinpro/tractors.cfm](http://4h.uwex.edu/onlinpro/tractors.cfm)

### **TRACTORS YTH LDR**

## WELDING

### WELDING LEADER

### WOODWORKING 1

What you can do in this project:

- Learn safety practices when working with wood and tools
- Use various hand tools, e.g., hammer and saw
- Identify types of nails and wood
- Sand and paint a piece of wood

Grades: 2-4

Literature: 06875, *Measuring Up*

### WOODWORKING 2

What you can do in this project:

- Identify functions of various tools
- Practice safety techniques
- Select a project to build, e.g., birdhouse or foot stool
- Use a screwdriver and combination square

Grades: 4-6

Literature: 06876, *Making the Cut*

### WOODWORKING 3

What you can do in this project:

- Compare different types of hinges
- Enlarge scale-drawn woodworking plans
- Use a hand plane and build a laminated cutting board
- Compare different grades of plywood

Grades: 6-8

Literature: 06877, *Nailing It Together*

### WOODWORKING 4

What you can do in this project:

- Use a table saw, router, powered circular saw and sander
- Learn to make more difficult joints
- Evaluate exotic and veneer woods
- Create inlays and overlays
- Test various adhesives

Grades: 9-13

Literature: 06878, *Finishing Up*

### WOODWORKING LDR

Literature: 06879, *Woodworking Helper's Guide*

Webpage: [4h.uwex.edu/onlinpro/wood.cfm](http://4h.uwex.edu/onlinpro/wood.cfm)

### WOODWORKING YTH LDR

Webpage: [4h.uwex.edu/onlinpro/wood.cfm](http://4h.uwex.edu/onlinpro/wood.cfm)



## NATURAL LITERATURES & ENVIRONMENTAL EDUCATION

### ADVENTURES

What you can do in this project:

- Learn how to camp safely in all weather conditions
- Investigate camping equipment and clothing
- Build a campfire and cook a meal
- Practice tying knots and first aid
- Learn to use a map and compass

Grades: 3-12

Literature: 4H444, *Introduction to Adventures*

### ADVENTURES LDR

Literature: 4H443, *4-H Adventure Project*

Webpage: [4h.uwex.edu/onlinpro/adventures.cfm](http://4h.uwex.edu/onlinpro/adventures.cfm)

### ADVENTURES YTH LDR

#### BACKPACKING & HIKING 1

What you can do in this project:

- Plan a day hike, select items and plan the food
- Learn to organize and pack a backpack
- Select appropriate clothing
- Prepare a first-aid kit
- Learn to use a compass
- Prepare for dangerous weather

Grades: 3-5

Literature: 08043, *Hiking Trails*

#### BACKPACKING & HIKING 2

What you can do in this project:

- Plan a camping trip
- Select equipment, including shelter
- Plan a camping trip menu and prepare supplies
- Practice "Leave No Trace" principles while hiking
- Study various organism habitats

Grades: 6-8

Literature: 08044, *Camping Adventures*

#### BACKPACKING & HIKING 3

What you can do in this project:

- Select group backpacking gear including a tent
- Design a non-tent backpacking shelter
- Develop a personal conditioning program
- Learn to orient a map and use triangulation

Grades: 9-13

Literature: 08045, *Backpacking Expeditions*

#### BACKPACKING & HIKING LDR

Literature: 08046, *Outdoor Adventures Helper's Guide*

Webpage: [4h.uwex.edu/onlinpro/backpacking.cfm](http://4h.uwex.edu/onlinpro/backpacking.cfm)

#### BACKPACKING & HIKING YTH LDR

### BEES

#### BICYCLING – ENVIRON ED

What you can do in this project:

- Learn how and where to bicycle safely
- Plan a bicycle camping trip
- Design and build a bicycle obstacle course
- Conduct a bike maintenance check

Grades: 3-12

Literature: 4H446, *Bicycling*

Webpage: [4h.uwex.edu/onlinpro/bicyclingnr.cfm](http://4h.uwex.edu/onlinpro/bicyclingnr.cfm)

### BIRDS

### CAMPING

## **CANOEING**

What you can do in this project:

- Learn how and where to canoe safely
- Select and care for equipment
- Explore aquatic environments
- Plan a canoe camping trip
- Canoe a river

Grades: 3-12

Literature: 4H447, *Canoeing*

Webpage: [4h.uwex.edu/onlinpro/canoeing.cfm](http://4h.uwex.edu/onlinpro/canoeing.cfm)

## **ENTOMOLOGY (INSECTS) 1**

What you can do in this project:

- Learn about insects, their behavior and life history
- Discover the parts of an insect's body
- Collect and compare insects
- Explore how insects communicate and move

Grades: 3-5

Literature: 06853, *Creepy Crawlies*

08392, *Project Butterfly Wings Youth Guide*

## **ENTOMOLOGY (INSECTS) 2**

What you can do in this project:

- Learn how an insect protects itself
- Explore insect habitats
- Create an insect display
- Build an insect extractor
- Investigate entomology careers

Grades: 6-8

Literature: 06854, *What's Bugging You?*

08392, *Project Butterfly Wings Youth Guide*

## **ENTOMOLOGY (INSECTS) 3**

What you can do in this project:

- Raise and study mealworms and mosquitoes
- Observe a colony of ants
- Make an insect identification key
- Record and collect aquatic insects
- Explore various gardens and habitats

Grades: 9-13

Literature: 06855, *Dragons, Houses, & Other Flies*

## **ENTOMOLOGY (INSECTS) LDR**

Literature: 06856, *Entomology Group Helper's Guide*

08393, *Project Butterfly Wings Facilitator Guide*

Webpage: [4h.uwex.edu/onlinpro/entomology.cfm](http://4h.uwex.edu/onlinpro/entomology.cfm)

## **ENTOMOLOGY (INSECTS) YTH LDR**

### **EXPLORING YOUR ENVIRONMENT 1**

What you can do in this project:

- Explore the four elements of life: sun, air, water and soil
- Use your senses to explore the environment
- Connect to the environment through plants and animals
- Learn how the environment is affected by pollution

Grades: 5-7

Literature: 08411, *Earth's Capacity*

## **EXPLORING YOUR ENVIRONMENT 2**

What you can do in this project:

- Explore wildlife habitats and tracking
- Learn about groundwater
- Research pollination and how it works

Grades: 8-10

## **EXPLORING YOUR ENVIRONMENT 3**

What you can do in this project:

- Explore the world of biotechnology
- Learn the features of insect creatures
- Begin to understand biodiversity
- Learn what climate has to do with the way we live

Grades: 11-12

Literature: 08410, *Ecosystems Services*

## **EXPLORING YOUR ENVIRONMENT LDR**

Literature: 08412, *Exploring Your Environment Facilitator Guide*

PUB-CE-456, *Education Connection*

PUBL-ER-001, *WI Endangered & Threatened Species*

Webpage: [4h.uwex.edu/onlinpro/environment.cfm](http://4h.uwex.edu/onlinpro/environment.cfm)

## **EXPLORING YOUR ENVIRONMENT YTH LDR**

### **FISHING 1**

What you can do in this project:

- Identify types of tackle
- Organize a tackle box
- Identify different types of bait and fish in your area
- Learn to take proper care of your catch

Grades: 3-5

Literature: 07598, *Take the Bait*

### **FISHING 2**

What you can do in this project:

- Find fishing information on the Internet
- Cast a spinning rod and reel
- Learn to tie fishing knots
- Select a recipe and cook a fish
- Collect and analyze aquatic life

Grades: 6-8

Literature: 07599, *Reel in the Fun*

### **FISHING 3**

What you can do in this project:

- Learn to reassemble a fishing reel
- Make artificial flies and lures
- Modify fishing equipment
- Investigate fishing careers

Grades: 9-13

Literature: 07600, *Cast into the Future*

### **FISHING LDR**

Literature: 07601, *Fishing Adventures- Helper's Guide*

Webpage: [www.uwex.edu/ces/4h/onlinpro/fishing.cfm](http://www.uwex.edu/ces/4h/onlinpro/fishing.cfm)

### **FISHING YTH LDR**

## FORESTRY 1

What you can do in this project:

- Identify forest types, forest products and trees
- Age trees by counting rings
- Understand forest competition
- Find a state forest
- Describe how leaves affect rainfall

Grades: 3-5

Literature: 08038, *Follow the Path*

## FORESTRY 2

What you can do in this project:

- Learn how trees move water from soil to canopy
- Diagram a leaf
- Understand major forest changes and their impact
- Select urban tree planting sites

Grades: 6-8

Literature: 08039, *Reach for the Canopy*

## FORESTRY 3

What you can do in this project:

- Recognize different tree fruits
- Create a community forest map
- Identify forest biomes by continent
- Identify an unknown tree using a tree key

Grades: 9-13

Literature: 08040, *Explore the Deep Woods*

## FORESTRY LDR

Literature: 08041, *Forestry Helper's Guide*

Webpage: [4h.uwex.edu/onlinepro/forestry.cfm](http://4h.uwex.edu/onlinepro/forestry.cfm)

## FORESTRY YTH LDR

## MAPLE SYRUP

## RECYCLING

What you can do in this project:

- Learn about the impact of solid waste on the environment
- Learn to reduce, reuse and recycle

Grades: 3-12

Literature: 4H362, *Recycling for Reuse*

## RECYCLING LDR

Webpage: [4h.uwex.edu/onlinepro/recycling.cfm](http://4h.uwex.edu/onlinepro/recycling.cfm)

## RECYCLING YTH LDR

## WATER

What you can do in this project:

- Identify water conservation and pollution issues
- Explore issues in your home, community or school
- Select an issue to focus on
- Develop and implement a plan

Grades: 3-12

Literature: 4H855, *Give Water A Hand – Action Guide*

## WATER LDR

Literature: 4H850, *Give Water A Hand Leader Guide*

Webpage: [4h.uwex.edu/onlinepro/water.cfm](http://4h.uwex.edu/onlinepro/water.cfm)

## WATER YTH LDR

## WEATHER

## WEATHER LDR

## WEATHER YTH LDR

## WILDFLOWERS

What you can do in this project:

- Learn about wildflowers in your neighborhood
- Learn to identify wildflowers and how to collect them
- Discover how humans affect wildflowers

Grades: 3-12

Literature: 4H392, *Wildflowers*

Webpage: [4h.uwex.edu/onlinepro/wildflowers.cfm](http://4h.uwex.edu/onlinepro/wildflowers.cfm)

## WILDLIFE

## WILDLIFE LDR

## WILDLIFE YTH LDR

## WINTER TRAVEL

What you can do in this project:

- Discover winter travel on cross-country skis and snowshoes
- Select and take care of equipment and clothing
- Experience a winter overnight campout
- Discover how trees and plants prepare for winter

Grades: 3-12

Literature: 4H448, *Winter Travel*

Webpage: [4h.uwex.edu/onlinepro/wintertravel.cfm](http://4h.uwex.edu/onlinepro/wintertravel.cfm)



## SHOOTING SPORTS EDUCATION

## SHOOTING SPORTS LDR

Literature: Each Shooting Sports Leader should attend a Certification Training to receive the *WI Shooting Sports Basic 4-H Guidelines*. For more information see webpage.

Webpage: [4h.uwex.edu/onlinepro/shooting/index.cfm](http://4h.uwex.edu/onlinepro/shooting/index.cfm)

## SHOOTING SPORTS YTH LDR

## AIR PISTOL

What you can do in this project:

- Explore different air pistols
- Learn basic safety rules and guidelines
- Learn marksmanship and shooting procedures

Grades: 3-12

## AIR PISTOL LDR

Literature: Each Pistol Leader should attend a Certification Training to receive the *Pistol Guide and WI Shooting Sports Basic 4-H Guidelines*. For more information see webpage.

Webpage: [4h.uwex.edu/onlinepro/shooting/index.cfm](http://4h.uwex.edu/onlinepro/shooting/index.cfm)

## AIR PISTOL YTH LDR



## AIR RIFLE

What you can do in this project:

- Explore different types of air rifles
- Learn basic safety rules and range commands
- Develop marksmanship
- Learn various shooting positions used in competition

Grades: 3-12

## AIR RIFLE LDR

Literature: Each Air Rifle Leader should attend a Certification Training to receive the *Air Rifle Guide and WI Shooting Sports Basic 4-H Guidelines*. For more information see webpage.

Webpage: [4h.uwex.edu/onlinpro/shooting/index.cfm](http://4h.uwex.edu/onlinpro/shooting/index.cfm)

## AIR RIFLE YTH LDR

## ARCHERY

What you can do in this project:

- Learn the fundamentals of archery marksmanship
- Learn rules and safety guidelines
- Make archery equipment
- Shoot with sights and different bows

Grades: 3-12

## ARCHERY LDR

Literature: Each Archery Leader should attend a Certification Training to receive the *Archery Guide and WI Shooting Sports Basic 4-H Guidelines*. For more information see webpage.

Webpage: [4h.uwex.edu/onlinpro/shooting/index.cfm](http://4h.uwex.edu/onlinpro/shooting/index.cfm)

Literature: 751, *Archery Member Record Book*

## ARCHERY YTH LDR

## HUNTING

What you can do in this project:

- Learn the history, philosophy and laws of hunting
- Learn to plan and equip yourself for a hunt

Grades: 3-12

## HUNTING LDR

## HUNTING YTH LDR

## MUZZLELOADING

What you can do in this project:

- Explore muzzleloading history
- Study different muzzleloading guns and accessories
- Learn how to clean a muzzleloader
- Learn safety issues

Ages: Only 12 years old and above can shoot powder burning guns

## MUZZLELOADING LDR

Literature: Each Muzzleloading Leader should attend a Certification Training to receive the *Muzzleloading Guide and WI Shooting Sports Basic 4-H Guidelines*. For more information see webpage.

Webpage: [4h.uwex.edu/onlinpro/shooting/index.cfm](http://4h.uwex.edu/onlinpro/shooting/index.cfm)

## MUZZLELOADING YTH LDR

## RIFLE

What you can do in this project:

- Explore rifle history and the different models
- Learn to sight-in your rifle and score targets
- Learn various shooting positions used in competition
- Learn safe handling procedures and range rules

Ages: Only 12 years old and above can shoot powder burning guns  
Literature: 750, *Rifle Member Record Book*

## RIFLE LDR

Literature: Each Rifle Leader should attend a Certification Training to receive the *Rifle Guide and WI Shooting Sports Basic 4-H Guidelines*. For more information see webpage.

Webpage: [4h.uwex.edu/onlinpro/shooting/index.cfm](http://4h.uwex.edu/onlinpro/shooting/index.cfm)

## RIFLE YTH LDR

## SHOTGUN

What you can do in this project:

- Learn the basic safety issues with shotgun handling
- Learn shooting fundamentals
- Learn the proper way to carry a shotgun

Ages: Only 12 years old and above can shoot powder burning guns  
Literature: 752, *Shotgun Member Record Book*

## SHOTGUN LDR

Literature: Each Shotgun Leader should attend a Certification Training to receive the *Shotgun Guide and WI Shooting Sports Basic 4-H Guidelines*. For more information see webpage.

Webpage: [4h.uwex.edu/onlinpro/shooting/index.cfm](http://4h.uwex.edu/onlinpro/shooting/index.cfm)

## SHOTGUN YTH LDR



## PLANT & SOIL SCIENCES

### CORN (CROPS 1)

What you can do in this project:

- Learn about variety selection, germination and planting
- Learn about nutrients, harvesting and storage
- Explore uses and marketing strategies for corn

Grades: 3-12

Literature: 4H355, *4-H Corn Project Manual*  
4H440, *Marketing Your 4-H Crops*  
4H441, *Is Direct Marketing for My Project?*  
RS1, *Record Sheet – Crops Management*

Webpage: [4h.uwex.edu/onlinpro/corn.cfm](http://4h.uwex.edu/onlinpro/corn.cfm)

## FORAGE (CROPS 2)

What you can do in this project:

- Establish and manage a forage crop
- Scout fields for pests, diseases and nutrition shortages
- Take an accurate forage sample
- Study growing techniques

Grades: 3-12

Literature: 4H349, *Pest Scouting Alfalfa*  
4H440, *Marketing Your 4-H Crops*  
4H441, *Is Direct Marketing for My Project?*  
RS1, *Record Sheet – Crops Management*

Webpage: [4h.uwex.edu/onlinpro/forage.cfm](http://4h.uwex.edu/onlinpro/forage.cfm)

## SMALL GRAINS (CROPS 3)

What you can do in this project:

- Explore types of grasses, including wheat, oats and barley
- Learn about growing conditions and nutrients
- Practice integrated pest management
- Compare production costs and marketing

Grades: 3-12

Literature: 4H356, *4-H Small Grains Manual*  
4H440, *Marketing Your 4-H Crops*  
4H441, *Is Direct Marketing for My Project?*  
RS1, *Record Sheet – Crops Management*

Webpage: [4h.uwex.edu/onlinpro/smallgrains.cfm](http://4h.uwex.edu/onlinpro/smallgrains.cfm)

## CROPS LDR

## CROPS YTH LDR

## FLOWERS 1

What you can do in this project:

- Identify flower parts and their functions
- Plant flowers and make flower arrangements
- Give a presentation on flowers
- Prepare a flower exhibit

Grades: 3-5

Literature: 07162, *Gardening: See Them Sprout*  
4H1301A, *Forcing Spring Flowering Bulbs*  
A2935, *Evaluating & Judging Flowers & Indoor Plants*

## FLOWERS 2

What you can do in this project:

- Learn about plant needs and soil testing
- Select and start new plants and grow transplants
- Examine plants for insects and diseases
- Judge a flower exhibit

Grades: 6-8

Literature: 07163, *Gardening: Let's Get Growing*

## FLOWERS 3

What you can do in this project:

- Design a plant experiment
- Make a landscape plan
- Write instructions on how to force bulbs
- Compare different fertilizers: organic and chemical

Grades: 9-13

Literature: 07164, *Gardening: Take Your Pick*

## FLOWERS LDR

Literature: 07166, *Gardening Helper's Guide*

Webpage: [4h.uwex.edu/onlinpro/flowers.cfm](http://4h.uwex.edu/onlinpro/flowers.cfm)

## FLOWERS YTH LDR

## FRUITS 1

What you can do in this project:

- Produce fruits from apples to berries
- Select the best fruit cultivar for your home garden

Grades: 3-12

Literature: A1597, *Growing Strawberries in Wisconsin*  
A1610, *Growing Raspberries in Wisconsin*  
A1960, *Growing Currants, Gooseberries, & Elderberries in Wisconsin*

## FRUITS 2

What can I do in this project:

- Produce fruits such as pears and grapes
- Learn about different varieties of cultivars

Literature: A1656, *Growing Grapes in Wisconsin*  
A2072, *Growing Pears in Wisconsin*

## FRUITS LDR

Webpage: [4h.uwex.edu/onlinpro/fruits.cfm](http://4h.uwex.edu/onlinpro/fruits.cfm)

## FRUITS YTH LDR

## HOME GROUNDS 1

What you can do in this project:

- Learn about seeding a lawn
- Study proper lawn care and maintenance
- Explore fertilization and pest management techniques

Grades: 3-5

Literature: 4H321, *4-H Lawn Care*

## HOME GROUNDS 2

What you can do in this project:

- Learn the importance of planting new trees and shrubs
- Explore variety selection and appropriate placement
- Learn basic maintenance: pruning and fertilization

Grades: 6-8

Literature: A3067, *Selecting, Planting & Caring for Shade Trees*  
A1730, *Evergreens – Planting & Care*

## HOME GROUNDS 3

What you can do in this project:

- Explore landscape planning
- Make a plan and put it on paper
- Select, place and plant trees and shrubs
- Maintain your home grounds

Grades: 9-13

Literature: G1923, *Planning & Designing Your Home Landscape*

## HOME GROUNDS LDR

Webpage: [4h.uwex.edu/onlinpro/homegrounds.cfm](http://4h.uwex.edu/onlinpro/homegrounds.cfm)

## HOME GROUNDS YTH LDR

## HOUSE PLANTS LDR

Literature: 07166, *Gardening Helper's Guide*

Webpage: [4h.uwex.edu/onlinpro/houseplants.cfm](http://4h.uwex.edu/onlinpro/houseplants.cfm)

## HOUSE PLANTS YTH LDR

## PLANT CRAFTS

What you can do in this project:

- Learn to harvest plants
- Use different drying techniques
- Learn how to use plant materials
- Learn how to make dried arrangements, corsages, etc.

Grades: 3-12

Literature: 4H330, *Plant Crafts*  
4H453, *Plant Crafts Supplement*

## PLANT CRAFTS LDR

Webpage: [4h.uwex.edu/onlinepro/plantcrafts.cfm](http://4h.uwex.edu/onlinepro/plantcrafts.cfm)

## PLANT CRAFTS YTH LDR

## SOIL SCIENCE 1

## SOIL SCIENCE 2

## SOIL SCIENCE 3

## SOIL SCIENCE LDR

## SOIL SCIENCE YTH LDR

## VEGETABLES 1

What you can do in this project:

- Identify plant parts and their functions
- Explore germination and start a plant from a cutting
- Grow vegetables in containers
- Plan an outdoor garden
- Prepare a vegetable exhibit for show

Grades: 3-5

Literature: 07162, *Gardening: See Them Sprout*  
4H395, *Organically Grown – Handbook*  
4H409, *Nature's Herbs*  
A3306, *Exhibiting & Judging Vegetables*

## VEGETABLES 2

What you can do in this project:

- Learn about plant needs and soil testing
- Start new plants and grow transplants
- Build a compost pile and use mulches

Grades: 6-8

Literature: 07163, *Gardening: Let's Get Growing*

## VEGETABLES 3

What you can do in this project:

- Grow plants in a cold frame
- Make a site analysis and landscape plan
- Compare organic and chemical fertilizers
- Research various insect control methods

Grades: 9-13

Literature: 07164, *Gardening: Take Your Pick*

## VEGETABLES LDR

Literature: 07166, *Gardening Helper's Guide*

Webpage: [4h.uwex.edu/onlinepro/vegetables.cfm](http://4h.uwex.edu/onlinepro/vegetables.cfm)

## VEGETABLES YTH LDR



## STEM (Science, Technology, Engineering & Math)

### STEM Exploring

Webpage: <http://www.uwex.edu/ces/4h/set/index.cfm>

### AEROSPACE 1

What you can do in this project:

- Build an introductory level rocket
- Compare birds and airplanes
- Make a space helmet

Grades: K-2

Literature: 06842, *Pre-Flight*

### AEROSPACE 2

What you can do in this project:

- Build straw and paper rockets
- Learn to read a map
- Identify types of aircraft
- Discover how weather affects flying
- Build and fly a kite
- Make a hot-air balloon model

Grades: 3-5

Literature: 06843, *Lift Off*

### AEROSPACE 3

What you can do in this project:

- Build, exhibit and launch model rockets
- Test a paper hang glider
- Make a flight simulator
- Demonstrate why rockets fly
- Organize a kite-flying contest

Grades: 6-8

Literature: 06844, *Reaching New Heights*

### AEROSPACE 4

What you can do in this project:

- Design and build rockets and box kites
- Build an altitude tracker
- Plan a flight route
- Discover the affects of gravity
- Explore life in space and aerospace careers

Grades: 9-13

Literature: 06845, *Pilot in Command*

### AEROSPACE LDR

Literature: 06846, *Aerospace Adventures Helper's Guide*

Webpage: [4h.uwex.edu/onlinepro/aerospace.cfm](http://4h.uwex.edu/onlinepro/aerospace.cfm)

### AEROSPACE YTH LDR

### GEOSPATIAL 1

What you can do in this project:

- Discover ways of thinking about geographic positions
- Learn about navigational tools: GIS, GPS, compasses
- Learn to measure distances

Grades: 4-12

Literature: CD8358, *Exploring Spaces, Going Places CD*  
("Getting Out" section)



## GEOSPATIAL 2

What you can do in this project:

- Learn how to collect data
- Combine data with geographical positions
- Make maps of home, neighborhood and community

Grades: 4-12

Literature: CD8358, *Exploring Spaces, Going Places CD* (“On the Trail” section)

## GEOSPATIAL 3

What you can do in this project:

- Use multi-layered maps to attempt to solve problems
- Find ways to reduce traffic congestion
- Pinpoint pollution sources

Grades: 4-12

Literature: CD8358, *Exploring Spaces, Going Places CD* (“Reaching Your Destination” section)

## GEOSPATIAL LDR

Webpage: [4h.uwex.edu/onlinpro/geospatial.cfm](http://4h.uwex.edu/onlinpro/geospatial.cfm)

## GEOSPATIAL YTH LDR

## GEOCACHING

## ROBOTICS 1

What you can do in this project:

- Explore and learn about robots arms
- Learn about robot form, function and design
- Build robots from everyday items

Literature: 08431, *Junk Drawer Robotics Track Level 1: Give Robots a Hand*  
08435, *4-H Robotics Youth Notebook*  
08430, *Virtual Robotics Track DVD*

## ROBOTICS 2

What you can do in this project:

- Explore and learn about robots that move with legs, wheels and underwater.
- Learn about basic electrical power and motors, and gear system
- Build robots from everyday items

Literature: 08432, *Junk Drawer Robotics Track Level 2: Robots on the Move*  
08435, *4-H Robotics Youth Notebook*  
08430, *Virtual Robotics Track DVD*

## ROBOTICS 3

What you can do in this project:

- Explore and learn about robots sensors and analog and digital systems
- Build basic circuits
- Study basic elements of programming and instruction

Literature: 08433, *Junk Drawer Robotics Track Level 3: Mechatronics*  
08435, *4-H Robotics Youth Notebook*  
08430, *Virtual Robotics Track DVD*

## ROBOTICS LDR

Literatures: 08434, *Robotics Platforms Track DVD*  
Webpage: [4h.uwex.edu/onlinpro/robotics.cfm](http://4h.uwex.edu/onlinpro/robotics.cfm)

## ROBOTICS YTH LDR

## SCIENCE

### SCIENCE LDR

### SCIENCE YTH LDR

## WIND ENERGY

Literature: 08383, *The Power of the Wind Youth Guide*

### WIND ENERGY LDR

Literature: 08384, *The Power of the Wind Facilitator Guide*  
Webpage: <http://www.uwex.edu/ces/4h/set/index.cfm>

### WIND ENERGY YTH LDR

## INTERNATIONAL PROGRAMS

### INTERNATIONAL 1

What you can do in this project:

- Explore the world around you through maps
- Track weather in various parts of the world
- Make your family tree by talking with relatives
- Explore where your ancestors came from

Grades: 3-12

Literature: 4H812, *And My World*

### INTERNATIONAL 2

### INTERNATIONAL 3

#### International Leader Literatures

Literature: 4H812, *And My World*

Webpage: [4h.uwex.edu/onlinpro/international.cfm](http://4h.uwex.edu/onlinpro/international.cfm)

# *Information about 4-H*

## **What is 4-H**

---

4-H is a youth organization that works together with members, their families, and other interested adults who serve as volunteer leaders. Cooperative Extension faculty of the University of Wisconsin provides professional leadership. Support for 4-H programs is a joint effort of local county government, the University of Wisconsin, and the United States Department of Agriculture.

In 4-H, young people share, grow, and learn together from various projects, events, and activities in informal educational settings under the guidance of their families, other volunteer adult leaders, and University of Wisconsin Extension staff. Members can choose projects that fit them and the places where they live. Group activities and events such as trips, camps, fairs, contests, and conferences provide additional learning experiences and opportunities.

4-H is open to all youth and adults regardless of their ethnic background, race, creed, or disability. Most 4-H clubs have meetings for the entire membership once a month. During these meetings, decisions are made about group sponsored activities, such as community service efforts, project opportunities, and fundraising efforts.

Regardless of the structure, a 4-H group may involve families, neighbors, relatives, and others. Participants have fun learning, working, and succeeding together in the home, neighborhood, and community.

If you have any questions regarding 4-H, please contact Jill Jorgensen, 4-H Youth Development Educator, at (920) 388-7185.

## **How 4-H Will Benefit Your Child**

---

4-H members will:

1. Learn, make, and do things that appeal and are meaningful to them.
2. Make friends, belong to a group, and give and receive acceptance.
3. Have a good time, thereby making learning appealing and enjoyable.
4. Earn recognition and awards.
5. Develop and practice important life skills including:
  - a. Communicating with others interpersonally and as a group.
  - b. Speaking in front of a group.
  - c. Develop an inquiring mind and desire to learn.
  - d. Make decision and solve problems.
  - e. Relate to and work with other people.
  - f. Develop a concern for their community and the people in it.
  - g. Build their self-confidence.
  - h. Accept responsibility.

## **Kewaunee County Teen Association**

All enrolled 4-H youth, grades seven and above, are members of the Kewaunee County Teen Association. The group plans social and educational activities for teens, other 4-H youth, and families in Kewaunee County. Activities that the group planned in the past include: teen lock-ins, toys for tots, project day, officer training, teen summer get-together, fair critter corner and much more. They also help at different activities and fund raisers that are held throughout the year. The Association meets every other month, usually at the UW-Extension office, the fairgrounds, or at a local high school. Watch *The Foghorn* newsletter and e-mail for dates, times, and places of meetings and events.

The Teen Board is made up of ten elected youth who serve the Teen Association and the Kewaunee County 4-H program by helping to set programmatic policy in cooperation with the Adult Leaders' Association. The teens typically meet on a monthly basis. The Teen Association and Board are great ways for youth to play a vital role in the operation of the Kewaunee County 4-H program. Kewaunee County 4-H strives to work as a team - youth and adults - to create programs **with** youth, not **for** youth. If you have questions about the Teen Association or Board, please contact the UW-Extension office at (920)388-7135.

## **Kewaunee County Adult Leader's Association**

All current 4-H leaders (that have successfully completed the 4-H orientation process)- organizational, activity, project, and key leaders - are members of the Kewaunee County 4-H Adult Leader's Association. It is the umbrella organization, in partnership with the Teen Association, which oversees the Kewaunee County 4-H program. It provides base funding and structure for the program. The Association generally meets every other month.

The Board of Directors of the Adult Leader's Association is made up of eight elected 4-H leaders from the county. The Board meets six times a year. The group oversees the financial and programmatic business of the Association. The Board researches and recommends policy to the full membership for approval or denial.

## **County Committee Sign-Up**

The Kewaunee County 4-H program is a youth organization that belongs to the members, their families, and other interested adults who serve as volunteer leaders. The Adult Leaders' Association and Teen Association plan, implement, and evaluate various educational events and programs for 4-H members and their families throughout the county. Most of the work that goes into project events and other activities is done by older youth and adult leaders, working as part of county committees.

On the sheet accompanying this enrollment guide is a Committee Sign-up Form. We encourage anyone, youth member (grade 7 and over) or adult volunteer, who would like to be part of the county project and/or activities committees to complete the form and send it directly to the UW-Extension office at the address below.

To serve on a committee the adult needs to be a certified 4-H leader. Every committee needs youth to be involved so that their voice is heard in the youth programming efforts. We want to program **with youth**, not for youth. It is also recommended that committee members limit their committee involvement to no more than three project committees and/or no more than three activity committees.

Finally, you do not need to sign-up for a committee in order to help out in project areas or with countywide activities. Call the chairperson of a committee to offer your services. This might be a good way to "try out" some areas of interest and then you may decide you want to become part of a county committee next year. Whatever type of help you can give — being on a committee or helping at an event — will enable 4-H to stay a well-rounded, involved organization, always striving "To Make the Best Better" by helping youth to "Learn by Doing".

For more committee sign-up forms, contact the UW-Extension office at (920)388-7135

**The Kewaunee County UW-Extension office is located at:  
810 Lincoln Street  
Kewaunee, WI 54216**



**Office Hours:**

Monday - Friday  
8:00 am - 4:30 pm

**Phone Numbers:**

Jill: 920-388-7185  
Louise, 4-H Support Staff: 920-388-7135  
Erin, UW-Extension Support Staff: 920-388-7141  
Fax: 920-388-7159

**4-H Youth Development Educator**

Jill Jorgensen  
[jill.jorgensen@ces.uwex.edu](mailto:jill.jorgensen@ces.uwex.edu)

**Kewaunee County UW-Extension Website**

<http://kewaunee.uwex.edu/>

**Wisconsin 4-H Website**

<http://4h.uwex.edu/>



*UW-Extension provides equal opportunities in employment and programming, including Title IX requirements.  
UW-Extension programs are open to all persons without regard to race, color, ethnic background or economic circumstances.  
If you need an accommodation for a disability to fully participate in this program, please contact Jill Jorgensen at 920-388-7185. Please allow sufficient time to arrange the accommodation. Requests are kept confidential. This document can be made available in alternate formats by calling Jill Jorgensen at 920-388-7185.*