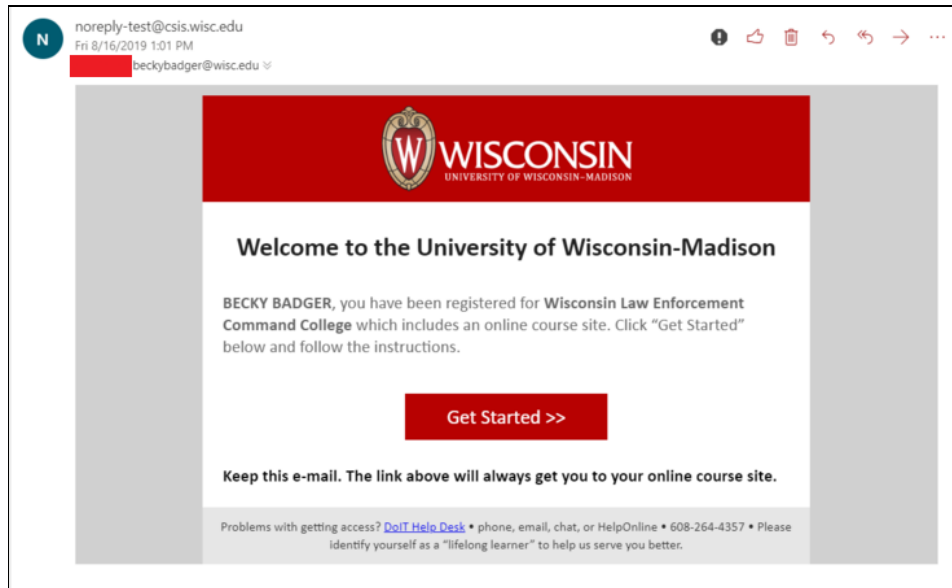


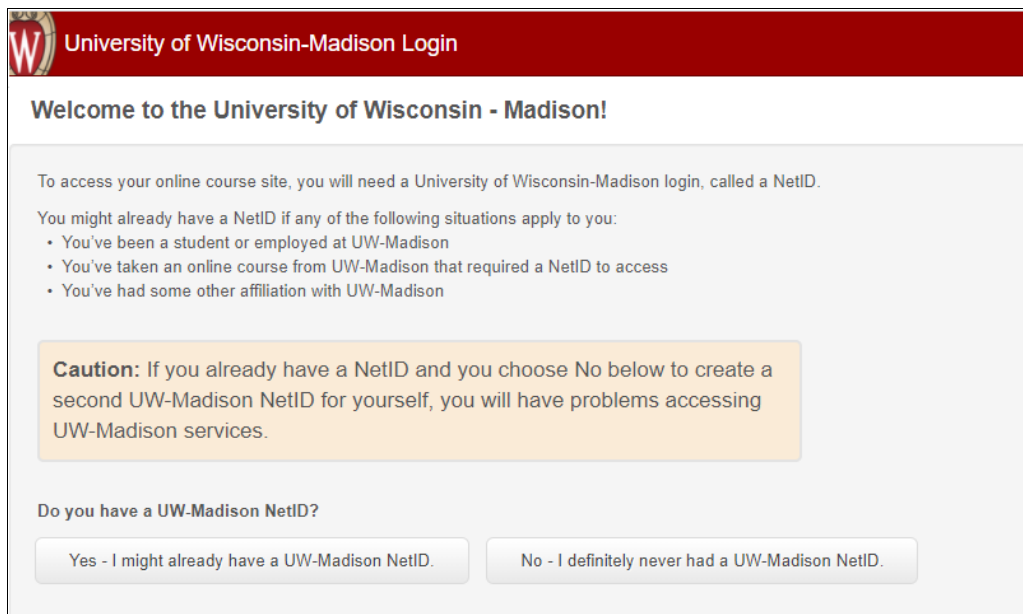
Enrollment in Extension online programming courses

Watch for an invitation email from "noreply@welcome.csis.wisc.edu" with the subject line, "UW-Madison: Access Your Online Course Site"

Click "Get Started"



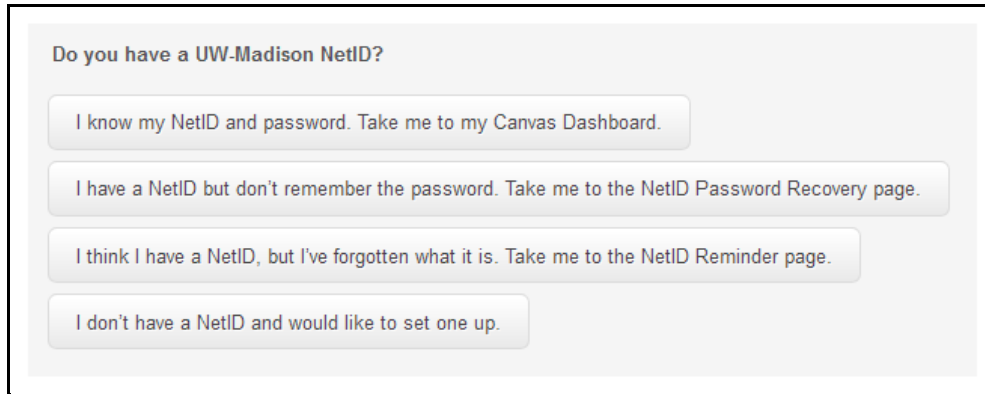
Here is where you will create your login information:
Please read carefully.



[Click here to go to Yes--I might already have a UW-Madison NetID](#)
[Click here to go to NO--I definitely never had a UW-Madison NetID](#)

Yes--I might already have a UW-Madison NetID

If you know your NetID and password, click the top button. If not, use one of the other options to recover your password or NetID reminder.



Do you have a UW-Madison NetID?

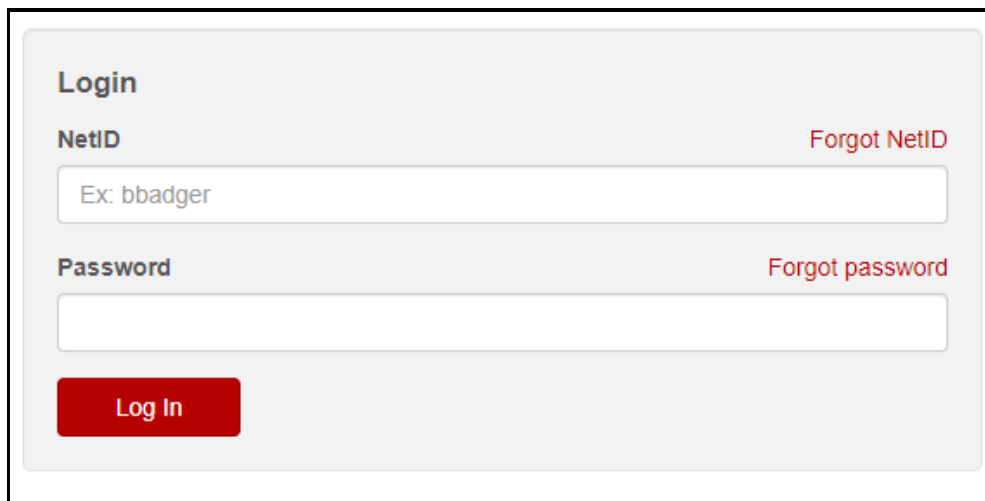
I know my NetID and password. Take me to my Canvas Dashboard.

I have a NetID but don't remember the password. Take me to the NetID Password Recovery page.

I think I have a NetID, but I've forgotten what it is. Take me to the NetID Reminder page.

I don't have a NetID and would like to set one up.

Sign in to Canvas with your NetID. You may return to the course by going to canvas.wisc.edu at any time.



Login

NetID [Forgot NetID](#)

Ex: bbadger


Password [Forgot password](#)

Log In

[Skip to the final page. \(Important!\)](#)

NO--I definitely never had a UW-Madison NetID

You will now begin the process of setting up a username (called your NetID) and password.

 University of Wisconsin-Madison Login

Welcome to the University of Wisconsin - Madison!

To access your online course site, you will need a University of Wisconsin-Madison login, called a NetID.

You might already have a NetID if any of the following situations apply to you:

- You've been a student or employed at UW-Madison
- You've taken an online course from UW-Madison that required a NetID to access
- You've had some other affiliation with UW-Madison

Caution: If you already have a NetID and you choose No below to create a second UW-Madison NetID for yourself, you will have problems accessing UW-Madison services.

Do you have a UW-Madison NetID?

The next step is to set up your NetID. Click the button below to begin this process. (This will open a new window.)

After setting up your NetID, you can return to this page to log in and access your course site.

Set up your NetID

Detailed instructions for the NetID Activation process are available in this Knowledge Base article:
<http://kb.wisc.edu/1140>

You will then be asked to read and accept several policies.

Policy on Electronic Devices Connected to the UW-Madison Network

Policy and Practices for a Baseline Password Standard for UW-Madison

I acknowledge and accept the following policies as stated above:

- The [Policy for Appropriate Use of University of Wisconsin-Madison Information Technology Resources](#)
- The [Policy on Electronic Devices Connected to the UW-Madison Network](#)
- The [Policy and Practices for a Baseline Password Standard for UW-Madison](#)

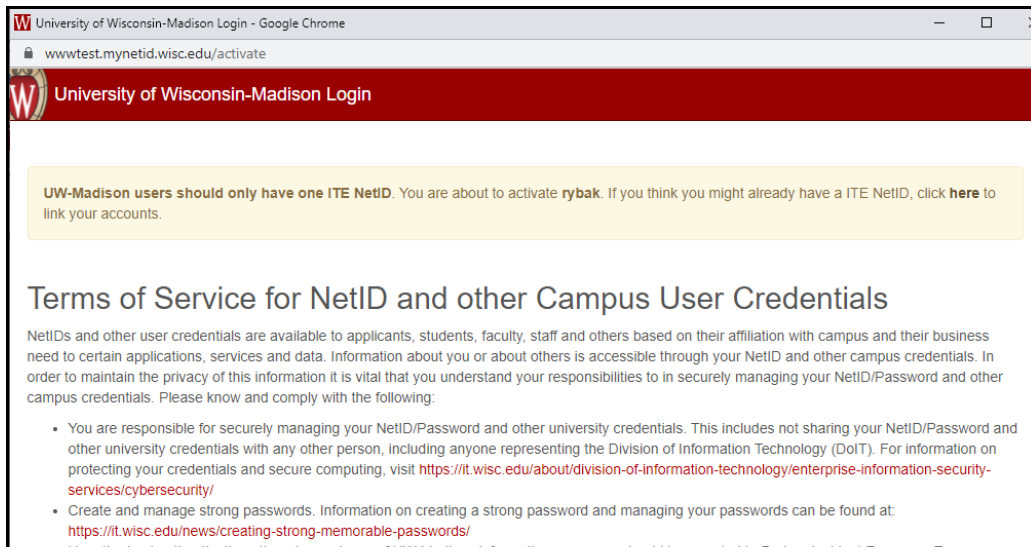
☐ I ACCEPT

☐ I Don't Accept

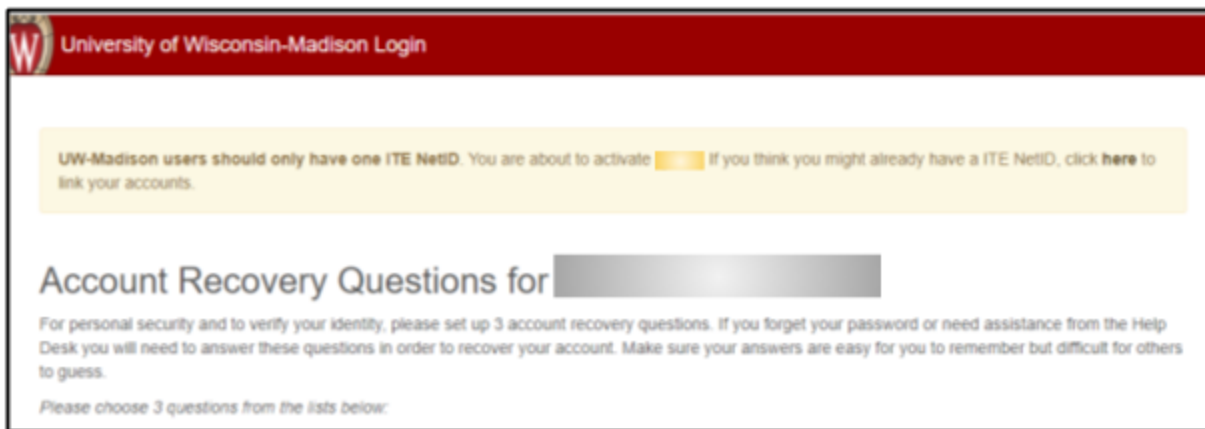
Next

Terms of service:

- ✓ Do not share your login
- ✓ Use a strong password



Create Account Recovery questions and answers:



You may want to jot these down and keep them safe.

Create a secure password

Passwords must:

- Be a minimum of 8 characters in length
- Be memorized or stored in a secure space
- Must contain at least one character from three of the following categories:
 - Uppercase letter (A-Z)
 - Lowercase letter a-z)
 - Digit (0-9)
 - Special character (~!@#\$%^&*()_-=+) etc.

CHOOSE A PASSWORD:

Your NetID and password is your gateway to important campus resources. Creating a strong NetID password helps protect your personal identity and the resources of the University. UW-Madison has a [Password Policy](#) that requires you to create NetID and other passwords using standards below.

Passwords chosen *must*

- be a minimum of eight (8) characters in length
- be memorized; if a password is written down, it must be stored in a secure place
- contain at least one (1) character from three (3) of the following categories:
 - Uppercase letter (A-Z)
 - Lowercase letter (a-z)
 - Digit (0-9)
 - Special character (~!@#\$%^&*()_-=+) etc.
- be private

Passwords chosen *must not*

- contain a common proper name, login ID, email address, initials, first, middle or last name
- have been used in the last year or last three passwords, whichever is greater.

It is strongly *recommended* that

- passwords are changed twice per year (e.g., when clocks are adjusted in the spring and fall)
- each password chosen is new and different

Maximum password characters: 127

Your new password:

127

characters left

Re-enter password:

127

characters left

SET RECOVERY EMAIL

Your recovery email is used to recover your NetID in the event that you forget your password or other account information. It should not be an email account that you use your NetID to get to (@wisc.edu, @dept.wisc.edu, for example).

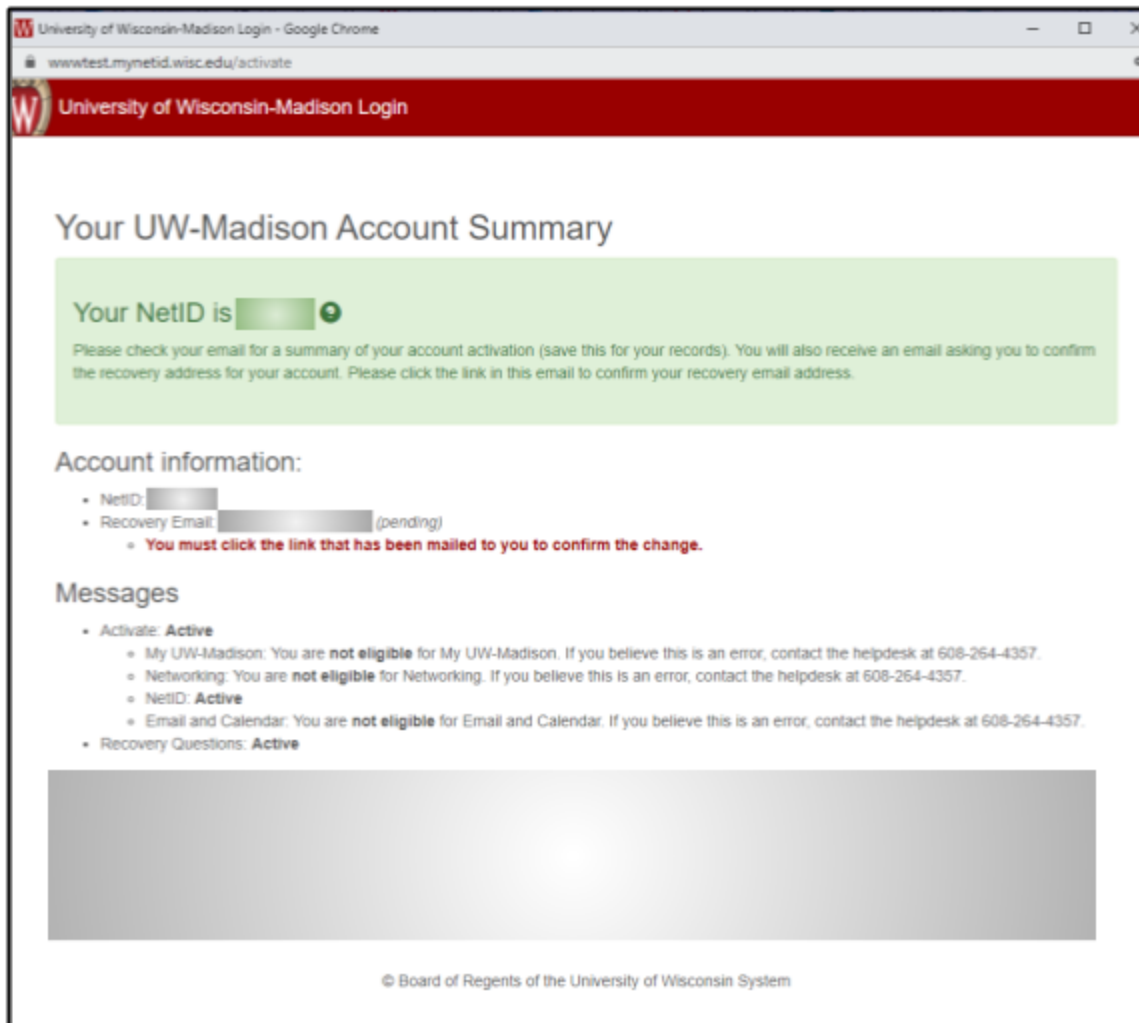
Recovery Email:

Activate Account

© Board of Regents of the University of Wisconsin System


Almost there!!

You will receive an email with your account summary and another to confirm the recovery address for your account. Please click the link in that email to confirm your recovery address.



The screenshot shows a web browser window with the title "University of Wisconsin-Madison Login - Google Chrome". The address bar shows "wwwtest.mynetid.wisc.edu/activate". The page has a red header with the "W" logo and the text "University of Wisconsin-Madison Login".

Your UW-Madison Account Summary

Your NetID is [redacted] 

Please check your email for a summary of your account activation (save this for your records). You will also receive an email asking you to confirm the recovery address for your account. Please click the link in this email to confirm your recovery email address.

Account information:


- NetID: [redacted]
- Recovery Email: [redacted] (pending)
 - You must click the link that has been mailed to you to confirm the change.

Messages


- Activate: **Active**
 - My UW-Madison: You are **not eligible** for My UW-Madison. If you believe this is an error, contact the helpdesk at 608-264-4357.
 - Networking: You are **not eligible** for Networking. If you believe this is an error, contact the helpdesk at 608-264-4357.
 - NetID: **Active**
 - Email and Calendar: You are **not eligible** for Email and Calendar. If you believe this is an error, contact the helpdesk at 608-264-4357.
- Recovery Questions: **Active**

© Board of Regents of the University of Wisconsin System

You're all set!


The image shows a web page with a dark red header. On the left of the header is a gold 'W' logo. To the right of the logo, the text 'University of Wisconsin-Madison Login' is written in white. Below the header, the page has a light gray background. At the top of this section, it says 'Welcome to the University of Wisconsin - Madison!' in bold. Below that, there is a message: 'Congratulations! It appears that you've activated your NetID. Click the button below to login to your Canvas Dashboard using your newly created NetID.' At the bottom of this message is a button with the text 'Login to my Canvas Dashboard'.

Click the link to be taken to canvas.wisc.edu and bookmark it for future reference.

The image shows a login form on a light gray background. At the top left, the word 'Login' is in bold. Below it, the label 'NetID' is on the left and 'Forgot NetID' is on the right. There is a text input field with the placeholder text 'Ex: bbadger'. Below the NetID section, the label 'Password' is on the left and 'Forgot password' is on the right. There is a password input field. At the bottom left of the form is a red button with the text 'Log In' in white.

Sign in with your UW-Madison NetID and password.

Your dashboard will contain all the courses you are or have been enrolled in. Click a course to enter it.



If you require technical assistance, please contact the [DoIT Helpdesk](#) and state that you are an L3 student within the Division of Extension.

References:

[Lifelong Learners \(L3\)](#)
[Enrollment Process](#)
[Lifelong Learners L3 FAQ](#)

Revised March 2021

