

## Essential Elements of Positive Youth Development Online Training Now Available!




Would you like to learn about the Essential Elements and how they relate to your role? Check out how you as an adult or youth volunteer can foster the development of these elements in youth. You will have an opportunity to:

- Learn about each element and strategies you can use with different ages of youth.
- Consider how you can develop life skills in youth
- Build on what you know to foster the growth of these elements in young people

Each module is about 7- 10 minutes in length. You move through the module at your own pace. It will take you about 30 - 45 minutes to complete all four modules.

To access the training, check out the flip side of this postcard for instructions!

## Essential Elements of Positive Youth Development Online Training Now Available!




Would you like to learn about the Essential Elements and how they relate to your role? Check out how you as an adult or youth volunteer can foster the development of these elements in youth. You will have an opportunity to:

- Learn about each element and strategies you can use with different ages of youth.
- Consider how you can develop life skills in youth
- Build on what you know to foster the growth of these elements in young people

Each module is about 7- 10 minutes in length. You move through the module at your own pace. It will take you about 30 - 45 minutes to complete all four modules.

To access the training, check out the flip side of this postcard for instructions!

## Essential Elements of Positive Youth Development Online Training Now Available!




Would you like to learn about the Essential Elements and how they relate to your role? Check out how you as an adult or youth volunteer can foster the development of these elements in youth. You will have an opportunity to:

- Learn about each element and strategies you can use with different ages of youth.
- Consider how you can develop life skills in youth
- Build on what you know to foster the growth of these elements in young people

Each module is about 7- 10 minutes in length. You move through the module at your own pace. It will take you about 30 - 45 minutes to complete all four modules.

To access the training, check out the flip side of this postcard for instructions!

## Essential Elements of Positive Youth Development Online Training Now Available!



Would you like to learn about the Essential Elements and how they relate to your role? Check out how you as an adult or youth volunteer can foster the development of these elements in youth. You will have an opportunity to:

- Learn about each element and strategies you can use with different ages of youth.
- Consider how you can develop life skills in youth
- Build on what you know to foster the growth of these elements in young people

Each module is about 7- 10 minutes in length. You move through the module at your own pace. It will take you about 30 - 45 minutes to complete all four modules.

To access the training, check out the flip side of this postcard for instructions!

## To Access the Essential Elements Training:

1. Log in to your family profile at <http://wi.4honline.com>
2. Click Yellow “Continue to Family” Button.
3. In the family Member/Volunteer List, click on “edit” by your name.
4. Under the blue bar beneath the Extension logo, click on “Trainings.”
5. Click on the “Sign Up for a Training” button (unless you’ve already started the training, then you can click on the Edit/View button).
6. Identify the training you wish to take, click on the “Sign Up” button next to that training title.
7. In the “Training Steps” section, click on the title of the course to begin.
8. A new window will open with the training.



An EEO/AA employer, University of Wisconsin-Madison Extension provides equal opportunities in employment and programming, including Title VI, Title IX, and the Americans with Disabilities Act (ADA) requirements.

## To Access the Essential Elements Training:

1. Log in to your family profile at <http://wi.4honline.com>
2. Click Yellow “Continue to Family” Button.
3. In the family Member/Volunteer List, click on “edit” by your name.
4. Under the blue bar beneath the Extension logo, click on “Trainings.”
5. Click on the “Sign Up for a Training” button (unless you’ve already started the training, then you can click on the Edit/View button).
6. Identify the training you wish to take, click on the “Sign Up” button next to that training title.
7. In the “Training Steps” section, click on the title of the course to begin.
8. A new window will open with the training.



An EEO/AA employer, University of Wisconsin-Madison Extension provides equal opportunities in employment and programming, including Title VI, Title IX, and the Americans with Disabilities Act (ADA) requirements.

## To Access the Essential Elements Training:

1. Log in to your family profile at <http://wi.4honline.com>
2. Click Yellow “Continue to Family” Button.
3. In the family Member/Volunteer List, click on “edit” by your name.
4. Under the blue bar beneath the Extension logo, click on “Trainings.”
5. Click on the “Sign Up for a Training” button (unless you’ve already started the training, then you can click on the Edit/View button).
6. Identify the training you wish to take, click on the “Sign Up” button next to that training title.
7. In the “Training Steps” section, click on the title of the course to begin.
8. A new window will open with the training.



An EEO/AA employer, University of Wisconsin-Madison Extension provides equal opportunities in employment and programming, including Title VI, Title IX, and the Americans with Disabilities Act (ADA) requirements.

## To Access the Essential Elements Training:

1. Log in to your family profile at <http://wi.4honline.com>
2. Click Yellow “Continue to Family” Button.
3. In the family Member/Volunteer List, click on “edit” by your name.
4. Under the blue bar beneath the Extension logo, click on “Trainings.”
5. Click on the “Sign Up for a Training” button (unless you’ve already started the training, then you can click on the Edit/View button).
6. Identify the training you wish to take, click on the “Sign Up” button next to that training title.
7. In the “Training Steps” section, click on the title of the course to begin.
8. A new window will open with the training.



An EEO/AA employer, University of Wisconsin-Madison Extension provides equal opportunities in employment and programming, including Title VI, Title IX, and the Americans with Disabilities Act (ADA) requirements.